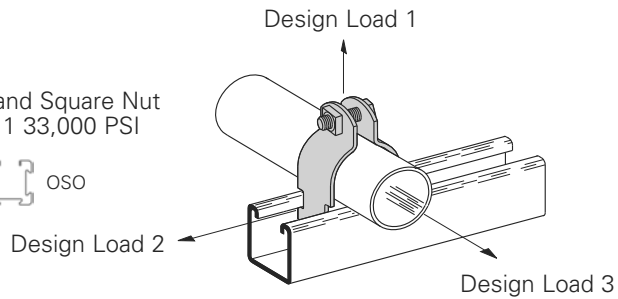


## B2000 Series PVC Clamps

- Safety Factor of 5
- Add PA to suffix for pre-assembled pipe clamps
- Includes Combination Recess Hex Head Machine Screw and Square Nut
- Material: 16 Ga. (1.5), 14 Ga. (1.9), 12 Ga. (2.6) ASTM A1011 33,000 PSI min. yield and 11 Ga. (3.0) ASTM A1011HSLA Gr. 50
- Standard finishes: PVC



## Clamp Sizing Chart for PVC Coated Rigid Conduit and Clamps

| Nominal Conduit Size | Conduit Coating |               |               |               |
|----------------------|-----------------|---------------|---------------|---------------|
|                      | .020 (.51mm)    |               | .040 (1.01mm) |               |
|                      | Clamp Coating   |               | Clamp Coating |               |
| In. mm               | 0               | .020" (.51mm) | 0             | .020" (.51mm) |
| 1/2" (15)            | B2008           | B2002         | B2002         | B2009         |
| 3/4" (20)            | B2030           | B2030         | B2030         | B2003         |
| 1" (25)              | B2032           | B2010         | B2010         | B2004         |
| 1 1/4" (32)          | B2005           | B2005         | B2005         | B2005         |
| 1 1/2" (40)          | B2012           | B2037         | B2037         | B2037         |
| 2" (50)              | B2013           | B2041         | B2041         | B2041         |
| 2 1/2" (65)          | B2014           | B2045         | B2045         | B2045         |
| 3" (80)              | B2015           | B2050         | B2050         | B2050         |
| 3 1/2" (90)          | B2016           | B2054         | B2054         | B2054         |
| 4" (100)             | B2017           | B2058         | B2058         | B2058         |
| 5" (125)             | B2019           | B2066         | B2066         | B2066         |
| 6" (150)             | B2020           | B2115         | B2115         | B2115         |

\*See B2000 O.D. pipe and conduit clamp chart on pgs. 131-132 for corresponding clamp load data.

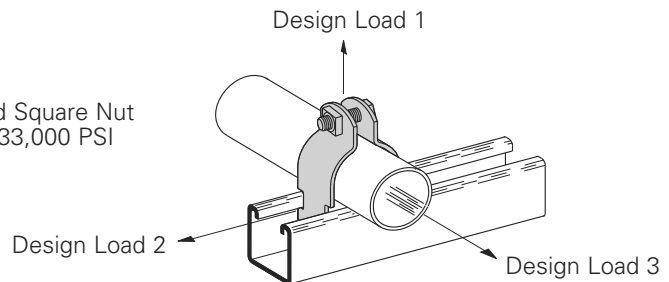
## Clamp Sizing Chart for PVC Coated Thinwall (EMT) Conduit and Clamps

| Nominal Conduit Size | Conduit Coating |               |               |               |
|----------------------|-----------------|---------------|---------------|---------------|
|                      | .020 (.51mm)    |               | .040 (1.01mm) |               |
|                      | Clamp Coating   |               | Clamp Coating |               |
| In. mm               | 0               | .020" (.51mm) | 0             | .020" (.51mm) |
| 3/8" (10)            | B2026           | B2026         | B2026         | B2001         |
| 1/2" (15)            | B2027           | B2027         | B2027         | B2008         |
| 3/4" (20)            | B2009           | B2009         | B2009         | B2009         |
| 1" (25)              | B2003           | B2031         | B2031         | B2031         |
| 1 1/4" (32)          | B2004           | B2011         | B2011         | B2011         |
| 1 1/2" (40)          | B2005           | B2005         | B2005         | B2012         |
| 2" (50)              | B2039           | B2039         | B2039         | B2013         |

\*See B2000 O.D. pipe and conduit clamp chart on pgs. 131-132 for corresponding clamp load data.

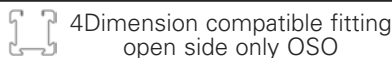
## B2000 Series Copper Tubing Clamps

- Safety Factor of 5
- Add PA to suffix for pre-assembled pipe clamps
- Includes Combination Recess Hex Head Machine Screw and Square Nut
- Material: 16 Ga. (1.5), 14 Ga. (1.9), 12 Ga. (2.6) ASTM A1011 33,000 PSI min. yield and 11 Ga. (3.0) ASTM A1011HSLA Gr. 50
- Standard finish: Exclusive DURA-COPPER™ Finish (DCU)



## Copper Tubing Clamps

| Part No. | Tubing Size   | O.D. Size |         | Material Thickness | Design Load 1 |            | Design Load 2 |            | Design Load 3 |    | Wt./C |
|----------|---------------|-----------|---------|--------------------|---------------|------------|---------------|------------|---------------|----|-------|
|          |               | In.       | (mm)    |                    | Lbs.          | kN         | Lbs.          | kN         | Lbs.          | kN |       |
| B2024DCU | 1/4" (6.3)    | .375      | (9.5)   | 16 Ga. (1.5)       | 400 (1.78)    | 50 (.22)   | 50 (.22)      | 8 (3.6)    |               |    |       |
| B2025DCU | 3/8" (9.5)    | .500      | (12.7)  | 16 Ga. (1.5)       | 400 (1.78)    | 50 (.22)   | 50 (.22)      | 9 (4.1)    |               |    |       |
| B2026DCU | 1/2" (12.7)   | .625      | (15.9)  | 16 Ga. (1.5)       | 400 (1.78)    | 50 (.22)   | 50 (.22)      | 10 (4.5)   |               |    |       |
| B2027DCU | 5/8" (15.9)   | .750      | (19.0)  | 16 Ga. (1.5)       | 400 (1.78)    | 50 (.22)   | 50 (.22)      | 10 (4.5)   |               |    |       |
| B2008DCU | 3/4" (19.0)   | .875      | (22.2)  | 16 Ga. (1.5)       | 400 (1.78)    | 50 (.22)   | 50 (.22)      | 11 (5.0)   |               |    |       |
| B2030DCU | 1" (25.4)     | 1.125     | (28.6)  | 14 Ga. (1.9)       | 600 (2.67)    | 75 (.33)   | 75 (.33)      | 15 (6.8)   |               |    |       |
| B2010DCU | 1 1/4" (31.7) | 1.375     | (34.9)  | 14 Ga. (1.9)       | 600 (2.67)    | 75 (.33)   | 75 (.33)      | 17 (7.7)   |               |    |       |
| B2011DCU | 1 1/2" (38.1) | 1.625     | (41.3)  | 14 Ga. (1.9)       | 600 (2.67)    | 75 (.33)   | 75 (.33)      | 19 (8.6)   |               |    |       |
| B2038DCU | 2" (50.8)     | 2.125     | (54.0)  | 12 Ga. (2.6)       | 800 (3.56)    | 125 (.56)  | 125 (.56)     | 32 (14.5)  |               |    |       |
| B2042DCU | 2 1/2" (63.5) | 2.625     | (66.7)  | 12 Ga. (2.6)       | 800 (3.56)    | 125 (.56)  | 125 (.56)     | 35 (15.9)  |               |    |       |
| B2046DCU | 3" (76.2)     | 3.125     | (79.4)  | 12 Ga. (2.6)       | 800 (3.56)    | 125 (.56)  | 125 (.56)     | 39 (17.7)  |               |    |       |
| B2050DCU | 3 1/2" (88.9) | 3.625     | (92.1)  | 11 Ga. (3.0)       | 1000 (4.45)   | 200 (.89)  | 150 (.67)     | 54 (24.5)  |               |    |       |
| B2054DCU | 4" (101.6)    | 4.125     | (104.8) | 11 Ga. (3.0)       | 1000 (4.45)   | 200 (.89)  | 150 (.67)     | 61 (27.6)  |               |    |       |
| B2062DCU | 5" (127.0)    | 5.125     | (130.2) | 11 Ga. (3.0)       | 1000 (4.45)   | 200 (.89)  | 150 (.67)     | 70 (31.7)  |               |    |       |
| B2110DCU | 6" (152.5)    | 6.125     | (155.6) | 11 Ga. (3.0)       | 1000 (4.45)   | 250 (1.11) | 200 (.89)     | 94 (42.6)  |               |    |       |
| B2126DCU | 8" (203.2)    | 8.125     | (206.4) | 11 Ga. (3.0)       | 1000 (4.45)   | 250 (1.11) | 200 (.89)     | 123 (55.8) |               |    |       |



Reference page 127 for general fitting and standard finish specifications.