

PROFIBUS® -PA, Cable and Cordset Selection Matrix

		minifast®				eurofast®	
		Pin (Male)		Socket (Female)		Pin (Male)	
		1  RSV	2  WSV	3  RKV	4  WKV	5  RSCV	
 Bare		RSV 48x-*M	WSV 48x-*M	RKV 48x-*M	WKV 48x-*M	RSCV 48x-*M	
minifast	Pin (Male)	1  RSV	RSV RSV 48x-*M	RSV WSV 48x-*M	RSV RKV 48x-*M	RSV WKV 48x-*M	RSV RSCV 48x-*M
	2  WSV		WSV WSV 48x-*M	WSV RKV 48x-*M	WSV WKV 48x-*M	WSV RSCV 48x-*M	
	3  RKV			RKV RKV 48x-*M	RKV WKV 48x-*M	RKV RSCV 48x-*M	
	4  WKV				WKV WKV 48x-*M	WKV RSCV 48x-*M	
eurofast	Pin (Male)	5  RSCV				RSCV RSCV 48x-*M	
	6  WSCV						
	7  RKCV						
	8  WKCVC						

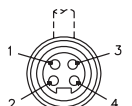
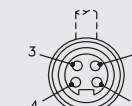
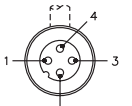
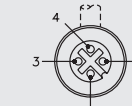
See pages L27 - L28 for dimensional drawings.

* Indicates length in meters.

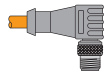
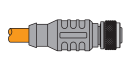
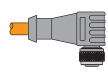
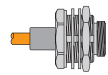
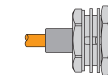
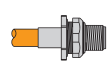
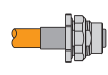
x Indicates cable type.

Refer to the Cordset Builder at www.turck.com for assistance with cordset/cable combinations.

Standard cable lengths are 1, 2, 4, 5, 6, 8, 10, 15, and in +5 meter increments from there. Consult factory for other lengths.

minifast		Pinouts	eurofast	
Male	Female		Male	Female
		1. Brown (+ Voltage) 2. N/C 3. Blue (- Voltage) 4. Bare (Shield Drain Wire)		

PROFIBUS®-PA, Cable and Cordset Selection Matrix

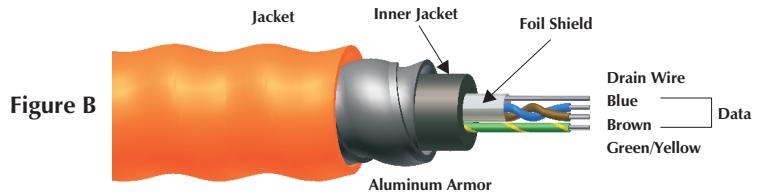

<i>euofast</i> ®			<i>minifast</i> ® Bulkhead		<i>euofast</i> Bulkhead	
Pin (Male)	Socket (Female)		Pin (Male)	Socket (Female)	Pin (Male)	Socket (Female)
6  WSCV	7  RKCX	8  WKCX	9  RSFPV	10  RKFPV	11  FSFDV	12  FKFDV
WSCV 48x-*M	RKCX 48x-*M	WKCX 48x-*M	RSFPV 48x-*M	RKFPV 48x-*M	FSFDV 48x-*M	FKFDV 48x-*M
RSV WSCV 48x-*M	RSV RKCX 48x-*M	RSV WKCX 48x-*M	RSV RSFPV 48x-*M	RSV RKFPV 48x-*M	RSV FSFDV 48x-*M	RSV FKFDV 48x-*M
WSV WSCV 48x-*M	WSV RKCX 48x-*M	WSV WKCX 48x-*M	WSV RSFPV 48x-*M	WSV RKFPV 48x-*M	WSV FSFDV 48x-*M	WSV FKFDV 48x-*M
RKV WSCV 48x-*M	RKV RKCX 48x-*M	RKV WKCX 48x-*M	RKV RSFPV 48x-*M	RKV RKFPV 48x-*M	RKV FSFDV 48x-*M	RKV FKFDV 48x-*M
WKV WSCV 48x-*M	WKV RKCX 48x-*M	WKV WKCX 48x-*M	WKV RSFPV 48x-*M	WKV RKFPV 48x-*M	WKV FSFDV 48x-*M	WKV FKFDV 48x-*M
RSCV WSCV 48x-*M	RSCV RKCX 48x-*M	RSCV WKCX 48x-*M	RSCV RSFPV 48x-*M	RSCV RKFPV 48x-*M	RSCV FSFDV 48x-*M	RSCV FKFDV 48x-*M
WSCV WSCV 48x-*M	WSCV RKCX 48x-*M	WSCV WKCX 48x-*M	WSCV RSFPV 48x-*M	WSCV RKFPV 48x-*M	WSCV FSFDV 48x-*M	WSCV FKFDV 48x-*M
	RKCX RKCX 48x-*M	RKCX WKCX 48x-*M	RKCX RSFPV 48x-*M	RKCX RKFPV 48x-*M	RKCX FSFDV 48x-*M	RKCX FKFDV 48x-*M
		WKCX WKCX 48x-*M	WKCX RSFPV 48x-*M	WKCX RKFPV 48x-*M	WKCX FSFDV 48x-*M	WKCX FKFDV 48x-*M

PROFIBUS®-PA, Cable Specifications

- Cable that Meets the Requirements of ISA/SP50 and PROFIBUS-PA Requirements for Type A Cable
- All Cables are Rated -40° to +105°C and are Sunlight Resistant
- Available in 3-wire Versions with a Device Ground or 2-wire Versions

Type A Cable Specifications

- Designed for harsh environments
- Temperature range: -40° to +105°C
- Governed by: ISA SP50.02 specification
- Sunlight resistant per test
- PLTC and ITC rated (CSA FT4)
- Impedence [Z_0 at f_c (31.25 kHz)] = 100 Ohms \pm 20 %
- Maximum attenuation at 1.25 f_c (39 kHz) = 3.0 dB/km
- Maximum capacitive unbalance to shield = 2 nF/km
- Maximum DC resistance (per conductor) = 24 Ohms /km
- Maximum propagation delay variance 0.25 f_c to 1.25 f_c = 1.7 μ s/km
- Conductor cross-sectional area (wire size) = nominal 0.8 mm² (#18 AWG)
- Minimum shield coverage shall be 90%.



PROFIBUS-PA Media

Type	Approvals	Data Pair		Device Ground	Outer Jacket	Shields	Bulk Cable Part Number / Weight/300 M	Figure
		AWG Color Code	DCR (/1000 feet) Insulation	AWG Color Code	Material Color Nominal O.D.	Type Drain Wire		
483 105°C 300 Volts	NEC ITC PLTC Open Wiring CEC [CMG]	2/18 AWG BU/BN	6.5 Ohms XLPE	None	PVC Orange 7.9 mm (.310 in)	Foil/Braid 20 AWG	RB50785-*M 59 lbs.	A
483B 105°C 300 Volts	NEC ITC PLTC Open Wiring CEC [CMG]	2/18 AWG BU/BN	6.5 Ohms XLPE	None	PVC Blue 7.9 mm (.310 in)	Foil/Braid 20 AWG	RB50786-*M 59 lbs.	A
482A 105°C 300 Volts	NEC ITC PLTC/CM CEC [CMG HLBCD]	2/18 AWG BU/BN	6.5 Ohms PVC	18 AWG GN/YE	Armor/PVC Orange 14.9 mm (0.585 in)	Foil 20 AWG	RB50929-*M 96 lbs.	B
482BA 105°C 300 Volts	NEC ITC PLTC CEC [CMG]	2/18 AWG BU/BN	6.5 Ohms PE	18 AWG GN/YE	Armor/PVC Blue 14.9 mm (0.585 in)	Foil 20 AWG	RBS50929-*M 96 lbs.	B
483BK 105°C 300 Volts	NEC ITC PLTC Open Wiring CEC [CMG]	2/18 AWG BU/BN	6.5 Ohms PE	None	PVC Black 7.9 mm (.310 in)	Foil/Braid 20 AWG	RB50860-*M 59 lbs.	A

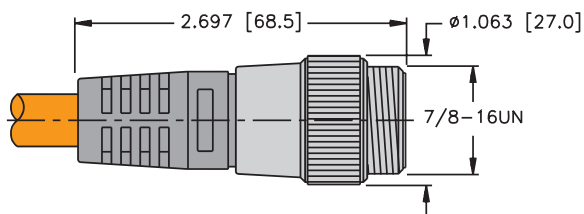
* Indicates length in meters.
Standard cable lengths are 1, 2, 4, 5, 6, 8, 10, 15, and in +5 meter increments from there. Consult factory for other lengths.

PROFIBUS®-PA, minifast® Cordset and Receptacle Connector Dimensions

Specifications

Housing:	PUR (Polyurethane)
Coupling Nut:	Nickel Plated CuZn or Stainless Steel
Contact Carrier:	TPU (Polyurethane)
Contacts:	Gold Plated CuZn
Protection:	NEMA 1, 3, 4, 6P and IEC IP 68
Rated Voltage:	300 V
Rated Current:	9 A
Ambient Temperature:	-40°C to +105°C (-40° to +221°F)

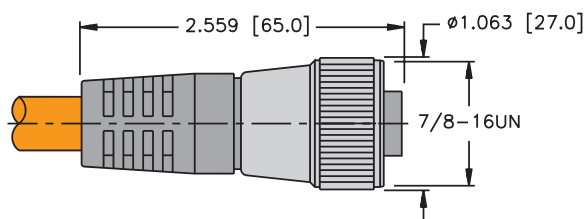
1



RSV ..

Pages L25 - L26

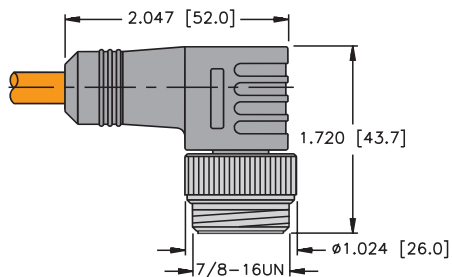
3



RKV ..

Pages L25 - L26

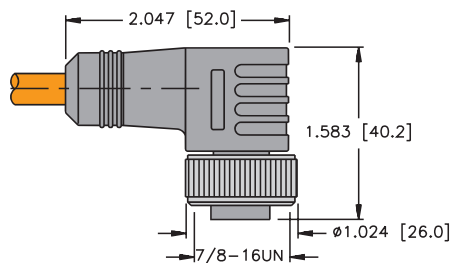
2



WSV ..

Pages L25 - L26

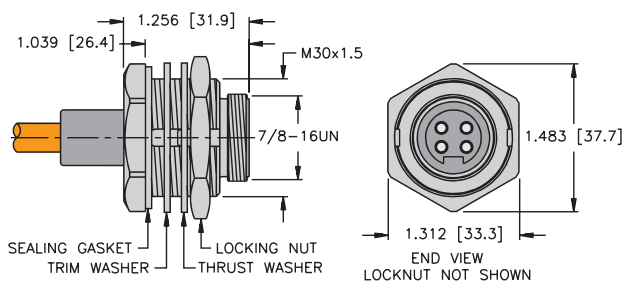
4



WKV ..

Pages L25 - L26

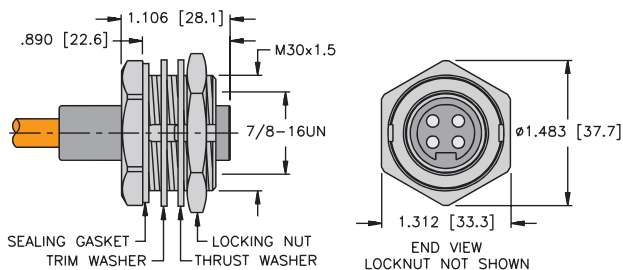
9



RSPV ..

Pages L25 - L26

10



RKFPV ..

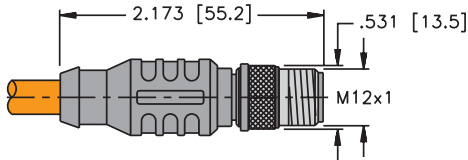
Pages L25 - L26

PROFIBUS®-PA, eurofast® Cordset and Receptacle Connector Dimensions

Specifications

Housing:	PUR (Polyurethane)
Coupling Nut:	Nickel Plated CuZn or Stainless Steel
Contact Carrier:	TPU (Polyurethane) or POM (Nylon)
Contacts:	Gold Plated CuZn
Protection:	NEMA 1, 3, 4, 6P and IEC IP 68
Rated Voltage:	250 V
Rated Current:	4 A
Ambient Temperature:	-40° to +105°C (-40° to +221°F)

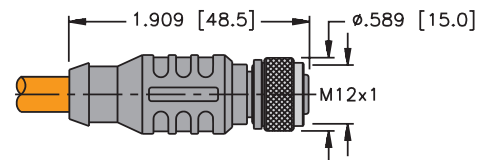
5



RSCV ..

Pages L25 - L26

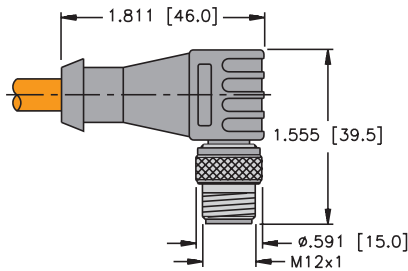
7



RKCVC ..

Pages L25 - L26

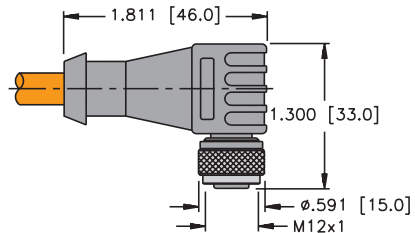
6



WSCV ..

Pages L25 - L26

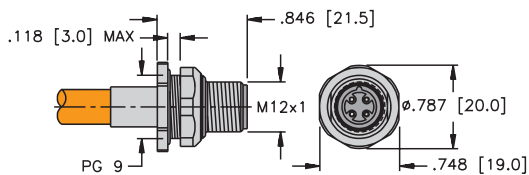
8



WKCVC ..

Pages L25 - L26

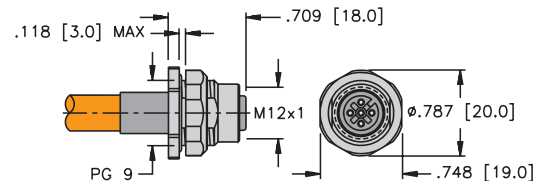
11



FSFDV ..

Pages L25 - L26

12



FKFDV ..

Pages L25 - L26