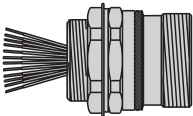
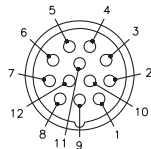
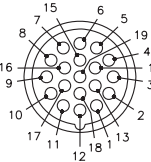


multifast® Home Run Receptacles with Leads, 2-Wire Analog or HART Control Circuits

- Female Receptacles
- IEC IP 67 Protection



Housing Style	Part Number	Lead Specs	Features	Pinout	
P-CKFL .. 	P-CKFL 12-*	UL, CSA 10x22 AWG 105°C 300 V, 6 A	<i>Multiple 2-wire analog or HART control circuits in hazardous locations or unclassified locations.</i>	1. WH/BK 7. WH/OG 2. BK/WH 8. OG/WH 3. WH/GN 9. N/C 4. GN/WH 10. N/C 5. WH/RD 11. GY 6. RD/WH 12. GN/YE	
	P-CKFL 19-*	UL, CSA 18x22 AWG 105°C 150 V, 2 A		1. WH/BK 11. BU/WH 2. BK/WH 12. GN/YE 3. WH/GN 13. WH/BN 4. GN/WH 14. BN/WH 5. WH/RD 15. WH/YE 6. GY 16. YE/WH 7. RD/WH 17. WH/VT 8. WH/OG 18. VT/WH 9. OG/WH 19. N/C 10. WH/BU	

* Length in meters. Standard lead length is 1 meter. Consult factory for other lengths.
 Standard housing material is nickel plated brass "P-CKFL.."; "P-CKFLV.." indicates 316 stainless steel.
 Note: See **TURCK** Control Drawing QCF-00147(www.turck.com/fmcd) for guidance on installation in hazardous locations.

Dimensions

