

4 and 5-Wire Cordsets with LEDs

- NEMA 1, 3, 4, 6P
- IEC IP68 Protection
- 10-30 VDC, 4 A

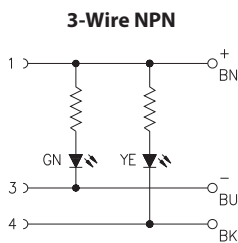


Connector Style	Female Part Number	Features	Pinout
<p>WK ..**</p>	WK 4.4T-* -P7X3	AWM PVC Grey, 4x22 AWG, 105°C, 5.1 mm OD, Cable #RF50516-*M† PNP Signal, <i>flexlife</i>	<p>Female</p>
	WK 4.4T-* -P7X3/S90	AWM TPU Grey, 4x22 AWG, 90°C, 5.1 mm OD, Cable #RF50532-*M† PNP Signal, Cut/Abrasion Immune	
	WK 4.4T-* -P7X3/S101	AWM TPE Grey, 4x22 AWG, 105°C, 5.7 mm OD, Cable #RF50941-*M† PNP Signal, <i>flexlife-20</i> , High Flex - Over 20 Million Cycles	
	WK 4.4T-* -P7X3/X0R	PVC Yellow, 4x20 AWG, 80°C, 250°C short term, 5.2 mm OD, Cable #RF04304-*M† PNP Signal, Weld Flash Immune, High Temp. Immune	

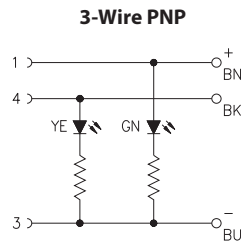
* Length in meters. Standard cable lengths are 2, 4, 6, 8 and 10 meters. Consult factory for other lengths.
 ** Standard coupling nut material is nickel plated brass "WK .."; "WKV .." indicates stainless steel.
 † See Section N for **reelfast**® cable information.
 See page D88 for LED diagrams.

Cordsets

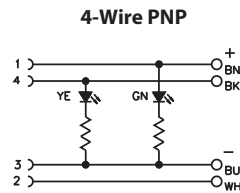
LED Diagrams



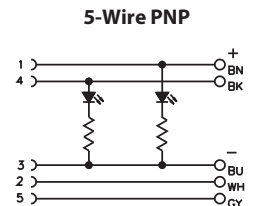
1. + Voltage (Green LED)
2. N/C
3. Common
4. Output (Yellow LED)



1. + Voltage (Green LED)
2. NC
3. Common
4. Output (Yellow LED)



1. + Voltage (Green LED)
2. Output
3. Common
4. Output (Yellow LED)



1. + Voltage (Green LED)
2. Output
3. Common
4. Output (Yellow LED)
5. Ground