

minifast® PCB Pins and Solder Cup Receptacles

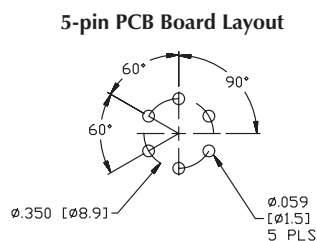
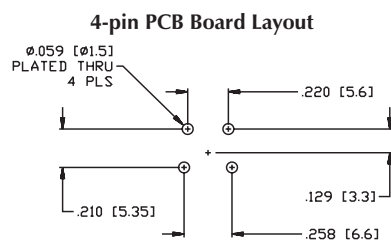
- Male Receptacles
- NEMA 1, 3, 4, 6P and IEC IP 67 Protection
- 600 V, 9 A



Drawing Number	Part Number	Lead Specs.	Features	Pinout
<p>17</p> <p>RSF ...PCB</p>	RSF 40-PCB	4-pin PCB Pins 105°C	PG 11 Threads	
	RSF 50-PCB	5-pin PCB Pins 105°C		
<p>18</p> <p>RSFL ..</p>	RSFL 26	2-pin Solder Cups 105°C	1/2 - 14NPSM Threads	
	RSFL 36	3-pin Solder Cups 105°C		
	RSFL 46	4-pin Solder Cups 105°C		
	RSFL 56	5-pin Solder Cups 105°C		
	RSFL 66	6-pin Solder Cups 105°C		

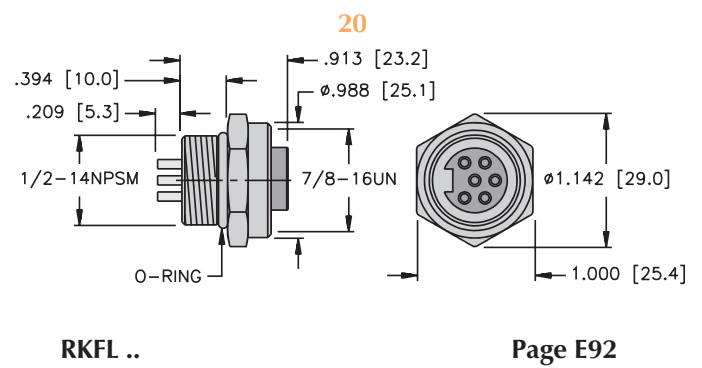
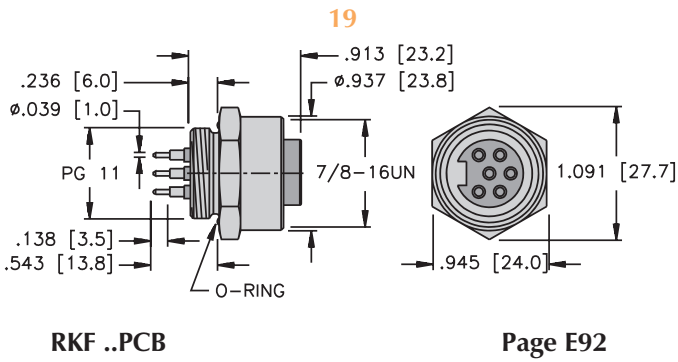
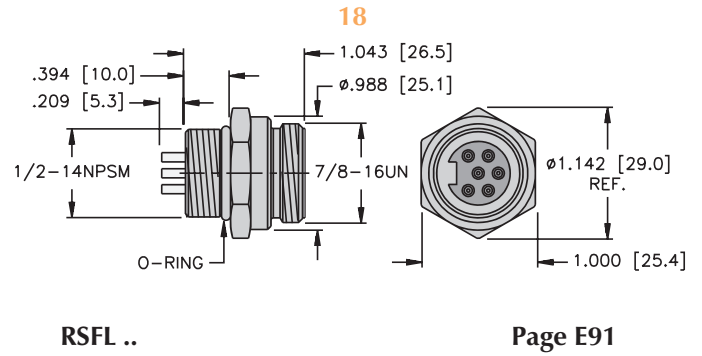
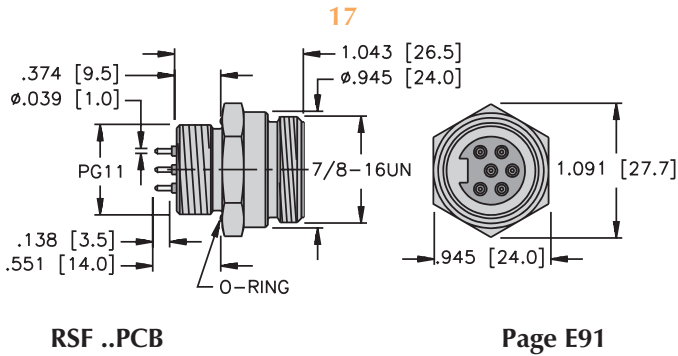
See page E62 for dimensional drawings.

Standard housing material is nickel plated cast zinc. "RSFL .."; "RSFVL .." indicates 316 stainless steel housing (leads only). No stainless option for "PCB". For locknuts to be included, add "W/LN" to the end of the part number.



minifast® Front PCB Mount Male and Female Receptacles

Receptacles



minifast® Bulkhead Feed-thru Receptacles

