

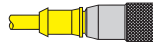


microfast® Standard Cordsets and Extensions, Special Duty

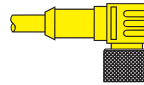
- Special Duty PVC
- Mechanical Shield, 3 and 4 Conductor
- Standard Plug Body
- Irradiated PVC in 3 Conductor



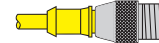
See table below



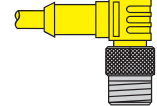
KB ..



WKB ..



SB ..



WSB ..

Mechanical Shield, 250 V, 4 A

Application	Cable Specs	Pinout	Female		Male	
			Straight	Right Angle	Straight	Right Angle
Heavy duty with mechanical shield for 3-wire applications PVC cable UL Listed CSA Certified	3/22 AWG Braided copper shield Yellow PVC 105°C 5.7 mm OD	1. Gn 2. Rd/Bk 3. Rd/Wh	KB 3T-*/S105	WKB 3T-*/S105	SB 3T-*/S105	WSB 3T-*/S105
Heavy duty with mechanical shield for 4-wire applications PVC cable UL Listed CSA Certified	4/22 AWG Braided copper shield Yellow PVC 105°C 5.7 mm OD	1. Rd/Bk 2. Rd/Wh 3. Rd 4. Gn	KB 4T-*/S105	WKB 4T-*/S105	SB 4T-*/S105	WSB 4T-*/S105

High Temperature, 250 V, 4 A

Application	Cable Specs	Pinout	Female		Male	
			Straight	Right Angle	Straight	Right Angle
Short term high temperature 3-wire applications Irradiated PVC cable	3/18 AWG Yellow PVC 80°C, 250°C short term, 5.7 mm OD	1. Gn 2. Rd 3. Rd/Wh	KB 3T-*/XOR	WKB 3T-*/XOR	SB 3T-*/XOR	WSB 3T-*/XOR

Mechanical Shield - Extensions, 250 V, 4 A

Application	Cable Specs	Straight		Right Angle	
		Female Straight Male	Straight Female Right Angle Male	Right Angle Female Straight Male	Right Angle Female Right Angle Male
Heavy duty with mechanical shield for 3-wire applications PVC cable UL Listed, CSA Certified	3/22 AWG Braided copper shield Yellow PVC 105°C 5.7 mm OD	KB 3T-*/-SB 3T/S105	WKB 3T-*/-SB 3T/S105	KB 3T-*/-WSB 3T/S105	WKB 3T-*/-WSB 3T/S105
Heavy duty with mechanical shield for 4-wire applications PVC cable UL Listed, CSA Certified	4/22 AWG Braided copper shield Yellow PVC 105°C 5.7 mm OD	KB 4T-*/-SB 4T/S105	WKB 4T-*/-SB 4T/S105	KB 4T-*/-WSB 4T/S105	WKB 4T-*/-WSB 4T/S105

High Temperature - Extensions, 250 V, 4 A

Application	Cable Specs	Straight		Right Angle	
		St. Female / St. Male	St. Female / 90° Male	90° Female / St. Male	90° Female / 90° Male
Short term high temp 3-wire applications Irradiated PVC cable	3/18 AWG Yellow PVC 80°C, 250°C short term 5.7 mm OD	KB 3T-*/-SB 3T/XOR	KB 3T-*/-WSB 3T/XOR	WKB 3T-*/-SB 3T/XOR	WKB 3T-*/-WSB 3T/XOR

* = Length in meters

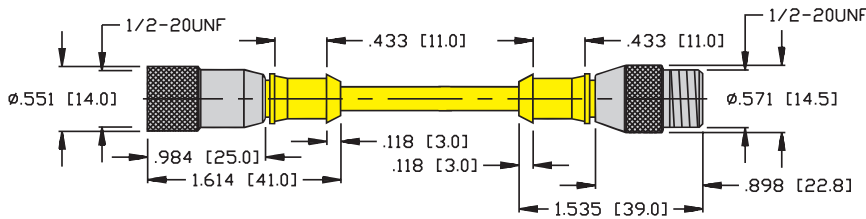
Specifications

Connector:	Oil resistant polyurethane body material, Nylon contact carrier.
Contacts:	Gold plated brass.
Coupling Nuts:	Nickel plated brass, (see options below)**.
Cable:	See table.
Protection:	NEMA 1,3,4,6P and IEC IP 67.
Cable Length:	Standard cable lengths are nominal 2, 4 and 6 meters. Other lengths available by request - consult factory.

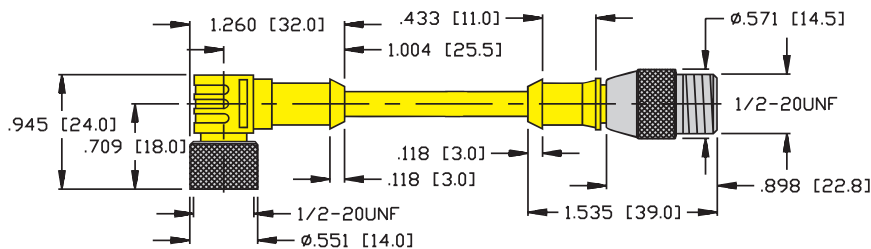
**** Options:** To specify stainless steel coupling nut, add a "V" to part number.
 For example: KB .. to KBV .. (straight female) or WSB .. to WSBV .. (right angle male).

Dimensions

KB .. - *- SB ..



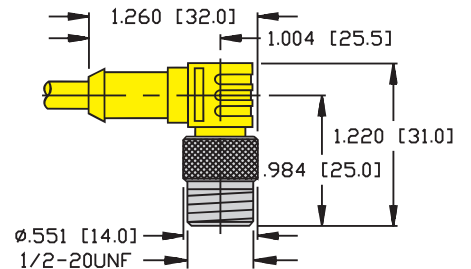
WKB .. - *- SB ..



Note:

Replace right end of illustrations at left with WSB shown below for KB ..T-*-WSB ..T/ .. and WKB ..T-*-WSB ..T/ .. configuration. Dimensions for single ended styles remain the same.

.. - WSB ..



Male Connector

Pinouts

Female		Male	
3-pin	4-pin	3-pin	4-pin