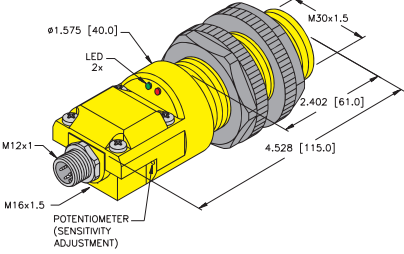
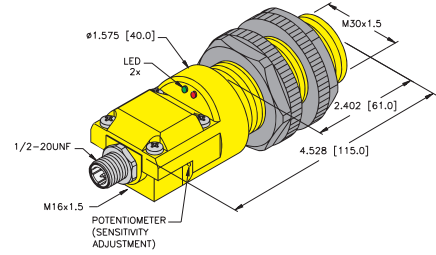
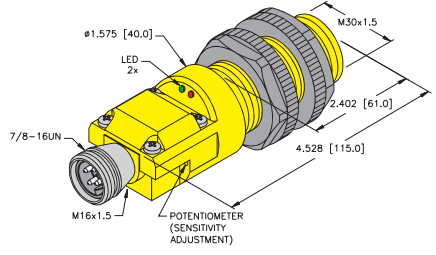
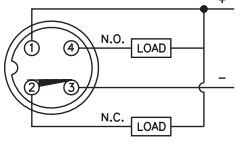
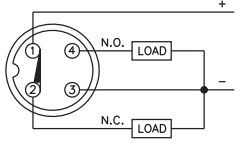
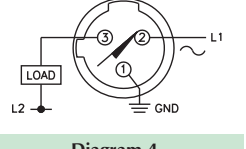
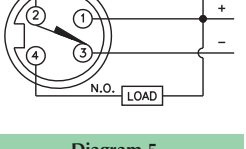
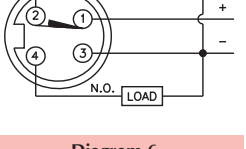
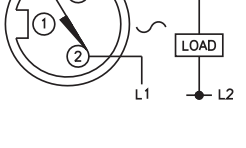


TURCK

Level Sensors - Capacitive

Housing Style	Part Number	ID Number	Features	Embeddable Range (mm)	Nonembed. Range (mm)	Output
30 mm - Embeddable, eurofast® Connector 	BC10-P30SR-VN4X2-H1141	M2505192	Comp. Outputs	10	15	4-Wire DC NPN
	BC10-P30SR-VP4X2-H1141	M2505094	Comp. Outputs	10	15	4-Wire DC PNP
30 mm - Embeddable, microfast® Connector 	BC10-P30SR-FZ3X2-B3131	M2310491	Comp. Outputs	10	15	2-Wire AC
30 mm - Embeddable, minifast® Connector 	BC10-P30SR-VN4X2-B1141	M2505191	Comp. Outputs	10	15	4-Wire DC NPN
	BC10-P30SR-VN4X2-B2141	M2505193	Comp. Outputs	10	15	
	BC10-P30SR-VP4X2-B1141	M2505092	Comp. Outputs	10	15	4-Wire DC PNP
	BC10-P30SR-VP4X2-B2141	M2505093	Comp. Outputs	10	15	
	BC10-P30SR-FZ3X2-B1131	M2310490	Comp. Outputs	10	15	2-Wire AC
	BC10-P30SR-FZ3X2-B2131	M2310493	Comp. Outputs	10	15	

Voltage	Switching Freq. (Hz)	Operating Current (mA)	Operating Temp. (°C)	Protection Class	Housing	End Cap	Power LED	Output LED	Cable Length/ Material	Wiring Diagram #	Wiring Diagrams
10-65 VDC	100	≤200	-25 to +70	IP 67	ABS	ABS	GN	YE	RK 4.4T-*	1	<p>Diagram 1</p> 
10-65 VDC	100	≤200	-25 to +70	IP 67	ABS	ABS	GN	YE	RK 4.4T-*	2	<p>Diagram 2</p> 
20-250 AC	200	≤500	-25 to +70	IP 67	ABS	ABS	GN	YE	KB 3T-*	3	<p>Diagram 3</p> 
10-65 VDC	100	≤200	-25 to +70	IP 67	ABS	ABS	GN	YE	RKM 40-*M	4	<p>Diagram 4</p> 
	100	≤200	-25 to +70	IP 67	ABS	ABS	GN	YE	RK 40-*M	4	<p>Diagram 5</p> 
20-250 AC	20	≤500	-25 to +70	IP 67	ABS	ABS	GN	YE	RKM 30-*M	6	<p>Diagram 6</p> 

CAPACITIVE