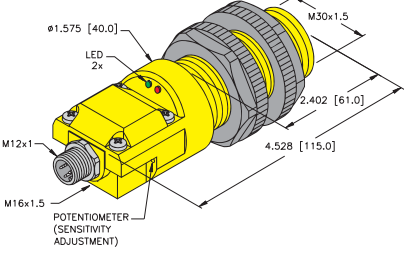
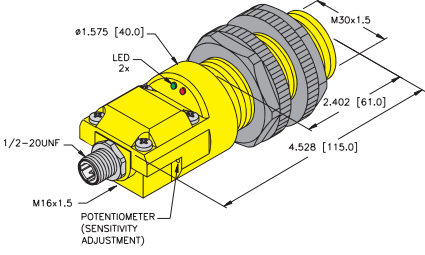
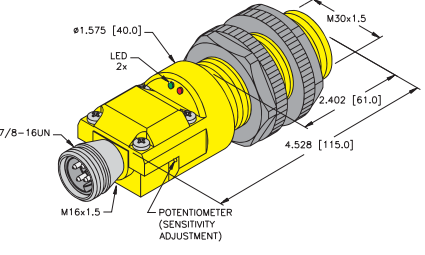


# TURCK

## Level Sensors - Capacitive



Housing Style	Part Number	ID Number	Features	Embeddable Range (mm)	Nonembed. Range (mm)	Output
<b>30 mm - Embeddable, eurofast® Connector</b> 	BC10-P30SR-VN4X2-H1141	M2505192	Comp. Outputs	10	15	4-Wire DC NPN
	BC10-P30SR-VP4X2-H1141	M2505094	Comp. Outputs	10	15	4-Wire DC PNP
<b>30 mm - Embeddable, microfast® Connector</b> 	BC10-P30SR-FZ3X2-B3131	M2310491	Comp. Outputs	10	15	2-Wire AC
<b>30 mm - Embeddable, minifast® Connector</b> 	BC10-P30SR-VN4X2-B1141	M2505191	Comp. Outputs	10	15	4-Wire DC NPN
	BC10-P30SR-VN4X2-B2141	M2505193	Comp. Outputs	10	15	
	BC10-P30SR-VP4X2-B1141	M2505092	Comp. Outputs	10	15	4-Wire DC PNP
	BC10-P30SR-VP4X2-B2141	M2505093	Comp. Outputs	10	15	
	BC10-P30SR-FZ3X2-B1131	M2310490	Comp. Outputs	10	15	2-Wire AC
	BC10-P30SR-FZ3X2-B2131	M2310493	Comp. Outputs	10	15	

# Level Sensors - Capacitive

Voltage	Switching Freq. (Hz)	Operating Current (mA)	Operating Temp. (°C)	Protection Class	Housing Materials	End Cap Materials	Power LED	Output LED	Mating Cordset	Wiring Diagram #	Wiring Diagrams
10-65 VDC	100	≤200	-25 to +70	IP67	ABS	ABS	GN	YE	RK 4.4T-*	1	<p><b>Diagram 1</b></p>
10-65 VDC	100	≤200	-25 to +70	IP67	ABS	ABS	GN	YE	RK 4.4T-*	2	<p><b>Diagram 2</b></p>
20-250 AC	200	≤500	-25 to +70	IP67	ABS	ABS	GN	YE	KB 3T-*	3	<p><b>Diagram 3</b></p>
10-65 VDC	100	≤200	-25 to +70	IP67	ABS	ABS	GN	YE	RKM 40-*M	4	<p><b>Diagram 4</b></p>
	100	≤200	-25 to +70	IP67	ABS	ABS	GN	YE	RK 40-*M	4	
10-65 VDC	100	≤200	-25 to +70	IP67	ABS	ABS	GN	YE	RKM 40-*M	5	<p><b>Diagram 5</b></p>
	100	≤200	-25 to +70	IP67	ABS	ABS	GN	YE	RK 40-*M	5	
20-250 AC	20	≤500	-25 to +70	IP67	ABS	ABS	GN	YE	RKM 30-*M	6	<p><b>Diagram 6</b></p>
	20	≤500	-25 to +70	IP67	ABS	ABS	GN	YE	RK 30-*M	6	

Capacitive