



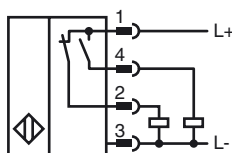
Model Number

NJ15-30GM50-A2-V1

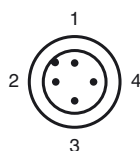
Features

- Stainless steel housing
- 15 mm not embeddable

Connection



Pinout



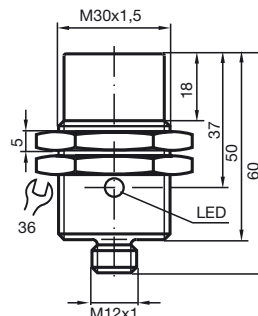
Wire colors in accordance with EN 60947-5-2

1	BN	(brown)
2	WH	(white)
3	BU	(blue)
4	BK	(black)

Accessories

- BF 30**
Mounting flange, 30 mm
- V1-G**
4-pin, M12 female field-attachable connector
- V1-W-2M-PUR**
Cable socket, M12, 4-pin, PUR cable
- V1-G-2M-PUR**
Cable socket, M12, 4-pin, PUR cable
- V1-W**
4-pin, M12 female field-attachable connector

Dimensions



Technical Data

General specifications		
Switching element function		PNP NO/NC
Rated operating distance	s_n	15 mm
Installation		not embeddable
Output polarity		DC
Assured operating distance	s_a	0 ... 12.15 mm
Reduction factor r_{AI}		0.45
Reduction factor r_{Cu}		0.4
Reduction factor r_{304}		0.7
Nominal ratings		
Operating voltage	U_B	10 ... 60 V
Switching frequency	f	0 ... 50 Hz
Reverse polarity protected		reverse polarity protected
Short-circuit protection		pulsing
Voltage drop	U_d	≤ 3 V
Operating current	I_L	0 ... 400 mA
No-load supply current	I_0	≤ 15 mA
Indication of the switching state		LED, red
Ambient conditions		
Ambient temperature		-25 ... 70 °C (-13 ... 158 °F)
Mechanical specifications		
Connection type		Device connector M12 x 1 , 4-pin
Housing material		Stainless steel 1.4305 / AISI 303
Sensing face		PBT
Protection degree		IP67
Compliance with standards and directives		
Standard conformity		
Standards		EN 60947-5-2:2007 IEC 60947-5-2:2007
Approvals and certificates		
UL approval		cULus Listed, General Purpose
CSA approval		cCSAus Listed, General Purpose
CCC approval		Certified by China Compulsory Certification (CCC)

Release date: 2010-11-16 11:20 Date of issue: 2012-02-03 017397_eng.xml