

Steel square boxes

4¹¹/₁₆" SQUARE OUTLET BOXES & COVERS

Applications:

- For use with conduit
- For use in commercial and industrial applications, where larger sized conductor or wiring devices are needed and additional volume is required
- Available in red for fire alarm applications

Features:

- Ideal for exposed work applications, providing an easy method for the installation of electrical devices (switches, receptacles, fans, lights, etc.)
- Raised ground screw location in the welded boxes saves time in installation
- Concentric knockouts have a 1/2" and 3/4" knockout in the same location for customer flexibility
- Knockouts are suitable for use without a bonding jumper in circuits above or below 250 volts
- Available in two depths for differing cubic capacity requirements
- Welded or drawn construction to match customer preference
- Extensive cover offering to meet various customer applications and needs



Certifications and compliances:

- UL Listed

4¹¹/₁₆" SQUARE OUTLET BOXES – 29.5 CUBIC INCH CAPACITY

1 1/2" DEEP WITH CONDUIT KOs

UL LISTED



TP548



TP549

Cat. #	Description	Grounding method	Knockouts		Unit qty.	Wt. lbs. per 100
			Sides	Bottom		
TP548	Drawn	-	8 - 1/2", 4 - 3/4"	3 - 1/2", 2 - 3/4"	25	84
TP548G ^F	Drawn	-	8 - 1/2", 4 - 3/4"	3 - 1/2", 2 - 3/4"	25	84
TP549 ^C	Drawn	Ground bump	8 - 1/2", 4 - 1/2" + 3/4" C	3 - 1/2", 2 - 3/4"	25	75
TP549G ^F	Drawn	Ground bump	6 - 1/2", 6 - 1/2" + 3/4" C	3 - 1/2", 2 - 3/4"	25	84

^CcUL Listed.

^FCSA certified. G indicates ground screw installed.

Steel square boxes

4^{11/16}" SQUARE OUTLET BOXES – 42.0 & 44.0 CUBIC INCH CAPACITY

2^{1/8}" DEEP WITH CONDUIT KO's


UL LISTED



TP563




TP554
TP842^G



TP556
TP832^G




TP556RED




TP558
TP835^G



TP560
TP836^B




TP562



TP557



TP521



TP525

Steel boxes

Cat. #	Bracket	Description	Grounding method	Knockouts		Unit qty.	Wt. lbs. per 100
				Sides	Bottom		
42.0 cubic inch capacity							
TP563	-	Drawn	-	6 - 1/2", 6 - 1/2" + 3/4" C	3 - 1/2", 2 - 3/4"	25	104
TP563G ^F	-	Drawn	-	6 - 1/2", 6 - 1/2" + 3/4" C	3 - 1/2", 2 - 3/4"	25	104
TP554	-	Drawn	-	8 - 3/4"	3 - 1/2", 2 - 3/4"	25	104
TP554G ^F	-	Drawn	-	8 - 3/4"	3 - 1/2", 2 - 3/4"	25	104
TP556	-	Drawn	-	8 - 1/2", 4 - 3/4"	3 - 1/2", 2 - 3/4"	25	104
TP556G ^F	-	Drawn	-	8 - 1/2", 4 - 3/4"	3 - 1/2", 2 - 3/4"	25	104
TP556PF ^E	-	Drawn	-	8 - 1/2", 4 - 3/4"	3 - 1/2", 2 - 3/4"	25	104
TP556RED	-	Drawn	-	8 - 1/2", 4 - 3/4"	3 - 1/2", 2 - 3/4"	25	104
TP558	-	Drawn	-	4 - 3/4", 4 - 1"	3 - 1/2", 2 - 3/4"	25	104
TP558G ^F	-	Drawn	-	4 - 3/4", 4 - 1"	3 - 1/2", 2 - 3/4"	25	104
TP558PF ^E	-	Drawn	-	4 - 3/4", 4 - 1"	3 - 1/2", 2 - 3/4"	25	104
TP560	-	Drawn	-	8 - 1"	3 - 1/2", 2 - 3/4"	25	104
TP560G ^F	-	Drawn	-	8 - 1"	3 - 1/2", 2 - 3/4"	25	104
TP562 ^G	-	Drawn	-	4 - 1 1/4"	3 - 1/2", 2 - 3/4"	25	104
TP557	"VS"	Drawn	-	5 - 1/2", 4 - 1/2" + 3/4" C	3 - 1/2", 2 - 3/4"	25	120
44.0 cubic inch capacity							
TP521	-	Welded	Ground bump	12 - 1/2" + 3/4" C	2 - 1/2", 2 - 3/4"	25	115
TP521PF ^E	-	Welded	Ground bump	12 - 1/2" + 3/4" C	2 - 1/2", 2 - 3/4"	25	115
TP525 ^R	-	Welded	Ground bump	12 - 1/2" + 3/4" E	2 - 1/2", 2 - 1/2" + 3/4" E	25	115
TP525PF ^E	-	Welded	Ground bump	12 - 1/2" + 3/4" E	2 - 1/2", 2 - 1/2" + 3/4" E	25	115
Air plenum							
TP835 ^B	-	Drawn	-	4 - 3/4", 4 - 1"	3 - 1/2", 2 - 3/4"	25	115
TP836 ^B	-	Drawn	-	8 - 1"	3 - 1/2", 2 - 3/4"	25	115
TP842 ^B	-	Drawn	-	12 - 3/4"	3 - 1/2", 2 - 3/4"	25	115
TP832 ^B	-	Drawn	-	8 - 1/2", 4 - 3/4"	3 - 1/2", 2 - 3/4"	25	115

^B For air plenum (no mounting holes) - not UL Listed.
^G Not UL Listed.
^R Raised ground bump contains holes for two ground screws.
^E TP catalog numbers ending in PF include ground screw with pigtail lead.
^F CSA certified. G indicates ground screw installed.

Steel square covers

4¹¹/₁₆" SQUARE OUTLET BOXES

3" DEEP WITH CONDUIT KOs – 60.0 CUBIC INCH CAPACITY

3³/₄" DEEP WITH CONDUIT KOs – 66.0 CUBIC INCH CAPACITY

UL LISTED



TP72181-DTA-BLUE



TP72181-DTA-RED

Cat. #	Box size	Box depth	Brkt.	Descrip.	Grounding method	Cap. cu. in.	Knockouts	
							Sides	Bottom
Standard unpainted boxes								
TP72181-1-1/4 [ⓐ]	4 ¹¹ / ₁₆ " sq.	3"	-	Welded	Ground bump	60.0	8 - 1 ¹ / ₄ "	2 - 1 ¹ / ₂ ", 2 - 3 ³ / ₄ "
TP72181-1-1/2 [ⓐ]	4 ¹¹ / ₁₆ " sq.	3"	-	Welded	Ground bump	60.0	4 - 1 ¹ / ₂ "	2 - 1 ¹ / ₂ ", 2 - 3 ³ / ₄ "
TP72181-DTA [ⓐ]	4 ¹¹ / ₁₆ " sq.	3 ³ / ₄ "	-	Welded	Ground screw	66.0	2 - 1 ¹ / ₂ " + 3 ³ / ₄ " C, 2 - 1" + 1 ¹ / ₄ " C, 2 - 1" + 1 ¹ / ₄ " + 1 ¹ / ₂ " + 2" C	2 - 1 ¹ / ₂ ", 2 - 3 ³ / ₄ " + 1" C
TP72181-DTAB [ⓐ]	4 ¹¹ / ₁₆ " sq.	3 ³ / ₄ "	AB	Welded	Ground screw	66.0	2 - 1 ¹ / ₂ " + 3 ³ / ₄ " C, 2 - 1" + 1 ¹ / ₄ " C, 2 - 1" + 1 ¹ / ₄ " + 1 ¹ / ₂ " + 2" C	2 - 1 ¹ / ₂ ", 2 - 3 ³ / ₄ " + 1" C
Blue communications boxes								
TP72181-1-1/4-BLUE [ⓐ]	4 ¹¹ / ₁₆ " sq.	3"	-	Welded	Ground bump	60.0	8 - 1 ¹ / ₄ "	2 - 1 ¹ / ₂ ", 2 - 3 ³ / ₄ "
TP72181-1-1/2-BLUE [ⓐ]	4 ¹¹ / ₁₆ " sq.	3"	-	Welded	Ground bump	60.0	4 - 1 ¹ / ₂ "	2 - 1 ¹ / ₂ ", 2 - 3 ³ / ₄ "
TP72181-DTA-BLUE [ⓐ]	4 ¹¹ / ₁₆ " sq.	3 ³ / ₄ "	-	Welded	Ground screw	66.0	2 - 1 ¹ / ₂ " + 3 ³ / ₄ " C, 2 - 1" + 1 ¹ / ₄ " C, 2 - 1" + 1 ¹ / ₄ " + 1 ¹ / ₂ " + 2" C	2 - 1 ¹ / ₂ ", 2 - 3 ³ / ₄ " + 1" C
TP72181-DTAB-BLUE [ⓐ]	4 ¹¹ / ₁₆ " sq.	3 ³ / ₄ "	AB	Welded	Ground screw	66.0	2 - 1 ¹ / ₂ " + 3 ³ / ₄ " C, 2 - 1" + 1 ¹ / ₄ " C, 2 - 1" + 1 ¹ / ₄ " + 1 ¹ / ₂ " + 2" C	2 - 1 ¹ / ₂ ", 2 - 3 ³ / ₄ " + 1" C
Red fire signal boxes								
TP72181-1-1/4-RED [ⓐ]	4 ¹¹ / ₁₆ " sq.	3"	-	Welded	Ground bump	60.0	8 - 1 ¹ / ₄ "	2 - 1 ¹ / ₂ ", 2 - 3 ³ / ₄ "
TP72181-1-1/2-RED [ⓐ]	4 ¹¹ / ₁₆ " sq.	3"	-	Welded	Ground bump	60.0	4 - 1 ¹ / ₂ "	2 - 1 ¹ / ₂ ", 2 - 3 ³ / ₄ "
TP72181-DTA-RED [ⓐ]	4 ¹¹ / ₁₆ " sq.	3 ³ / ₄ "	-	Welded	Ground screw	66.0	2 - 1 ¹ / ₂ " + 3 ³ / ₄ " C, 2 - 1" + 1 ¹ / ₄ " C, 2 - 1" + 1 ¹ / ₄ " + 1 ¹ / ₂ " + 2" C	2 - 1 ¹ / ₂ ", 2 - 3 ³ / ₄ " + 1" C
TP72181-DTAB-RED [ⓐ]	4 ¹¹ / ₁₆ " sq.	3 ³ / ₄ "	AB	Welded	Ground screw	66.0	2 - 1 ¹ / ₂ " + 3 ³ / ₄ " C, 2 - 1" + 1 ¹ / ₄ " C, 2 - 1" + 1 ¹ / ₄ " + 1 ¹ / ₂ " + 2" C	2 - 1 ¹ / ₂ ", 2 - 3 ³ / ₄ " + 1" C

[ⓐ]UL Listed.
[ⓑ]Not UL Listed.

4¹¹/₁₆" SQUARE EXTENSION RINGS

1¹/₂" DEEP WITH CONDUIT KOs – 29.5 CUBIC INCH CAPACITY

2¹/₈" DEEP WITH CONDUIT KOs – 42.0 CUBIC INCH CAPACITY

UL LISTED



TP550



TP564



TP837[ⓑ]



TP564RED

Cat. #	Description	Knockouts		Unit qty.	Wt. lbs. per 100
		Sides	Bottom		
1¹/₂" deep – 29.5 cubic inch capacity					
TP550 [ⓑ]		8 - 1 ¹ / ₂ ", 4 - 3 ³ / ₄ "	-	25	66
2¹/₈" deep – 42.0 cubic inch capacity					
TP564 [ⓑ]		8 - 1 ¹ / ₂ ", 4 - 3 ³ / ₄ "	-	25	84
TP564RED		8 - 1 ¹ / ₂ ", 4 - 3 ³ / ₄ "	-	25	84
TP565		6 - 1 ¹ / ₂ ", 6 - 1 ¹ / ₂ " + 3 ³ / ₄ "	-	25	84
TP566		8 - 1"	-	25	84
Air Plenum					
TP837 [ⓑ]	2 ¹ / ₈ " deep	8 - 1 ¹ / ₂ ", 4 - 3 ³ / ₄ "	-	25	84

[ⓑ]For air plenum (no mounting holes) - not UL Listed. TP837 requires the use of TP852, purchased separately.
[ⓑ]CSA certified.