

# METER SOCKET ACCESSORIES

## INTERCHANGEABLE UNIT HUBS



**REMOVABLE HUB  
CLOSING PLATE**

SIZE	SUFFIX	CAT. #
STANDARD (for -RL opening)	-XL	<b>A7551</b>
LARGE (for -R opening)	-X	<b>S9064</b>




**SMALL "RL"  
OPENING (STANDARD)**

SUFFIX	SIZE	MILBANK NO.
-WL	1"	<b>A7514</b>
-YL	1 1/4"	<b>A7515</b>
-ZL	1 1/2"	<b>A7516</b>
-DL	2"	<b>A7517</b>
-EL	2 1/2"	<b>A7518</b>



**LARGE "R"  
OPENING (HEAVY DUTY)**

SUFFIX	SIZE	MILBANK NO.
-F	3"	<b>A8110</b>
-G	3 1/2"	<b>A8111</b>
-H	4"	<b>A8112</b>



**HUB ADAPTER PLATE**  
(Converts -R opening to -RL)  
**S8324**

## CLOSING COVERS

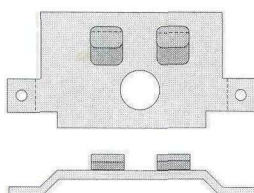


O	Plain Top	WL	1"	For -RL Opening
RL	Small Hub Opening	YL	1 1/4"	For -RL Opening
R	Large Hub Opening	ZL	1 1/2"	For -RL Opening
XL	Small Closing Plate	DL	2"	For -RL Opening
X	Large Closing Plate	EL	2 1/2"	For -RL Opening
RXL	Large Hub Opening adapted to small Closing Plate	F	3"	For -R Opening
RRL	Large Hub Opening adapted to small Hub Opening	G	3 1/2"	For -R Opening
		H	4"	For -R Opening

**METER CLOSING PLATE**  
(Gray Plastic)  
**6003**

**METAL CLOSING PLATE**  
(For ringless sockets)  
**CP-21**


**METER CLOSING PLATE**  
(Clear Plastic)  
**6116**



**BREAKER MOUNTING CLIP**  
(for RV/MH pedestals)  
**K3785**

## HUBS FOR SWITCHES

CATALOG NUMBER	SIZE	CATALOG NUMBER	SIZE
SH75	3/4"	LH125	1 1/4"
SH100	1"	LH150	1 1/2"
SH125	1 1/4"	LH200	2"
SH150	1 1/2"	LH250	2 1/2"



**SINGLE**

### SINGLE CONNECTOR KITS

SUFFIX	CATALOG #	(3 per set) - 1 Ø
-K1	<b>K1539</b>	350 kcmil (MAX)
-K3	<b>K1540</b>	600 kcmil (MAX)
SUFFIX	CATALOG #	(4 per set) - 3 Ø
-K5	<b>K3082</b>	350 kcmil (MAX)
-K7	<b>K3441</b>	600 kcmil (MAX)



**TWIN**

### TWIN CONNECTOR KITS

SUFFIX	CATALOG #	(3 per set) - 1 Ø
-K2	<b>K1350</b>	350 kcmil (MAX)
-K4	<b>K1541</b>	600 kcmil (MAX)
SUFFIX	CATALOG #	(4 per set) - 3 Ø
-K6	<b>K3442</b>	350 kcmil (MAX)
-K8	<b>K3083</b>	600 kcmil (MAX)

For use with 3/8"-16 stud  
type units only

