

Product Data Sheet



141X300

Replace "X" with 1, 2, 3 or 4 for number of poles

Power Splicer Block
115 Amps, 600 Volts (AC/DC)



See tables below for SCCR wire ranges, flexible stranded and multiple wire approvals.

Wire Range:

Line side: (1) #2 - #14 AWG
 Load Side: (1) #2- #14 AWG

Electrical Ratings:

- 115A copper wire, 90A aluminum wire (Based on NEC Table 310-16, 75°C columns)
- 600 Volts AC/DC (UL 1059 Class C, User Group - General Industrial)
- Factory and Field Wiring

Short Circuit Current Ratings (Copper wire only):

Suitable Conductors (kcmil/AWG)		Overcurrent Protection Fuse Required Class/Max Amp Rating						SCCR, RMS SYM Amps
Line	Load	J	T	RK1	RK5	G	CC	
2 - 6	2 - 6	200	200	200	100	60	30	200,000
8 - 10	8 - 10	100	100	100		60	30	100,000

- Minimum enclosure size to maintain Short Circuit Current Ratings: 16 X 12 X 6

Line	Load	Overcurrent Protection Circuit Breaker Required			SCCR, RMS SYM Amps	Volts Max
		MFR	Type	Max Amp		
2 - 6	2 - 6	Square D	JDL36250	250	18,000	480
		Square D	JGL36250	250	35,000	480
		Square D	JLL36250	250	65,000	480
		Square D	JLL36250	250	65,000	480
8 - 10	8 - 10	Square D	HDL36100	100	18,000	480
		Square D	HDL36100	100	35,000	480
		Square D	HJL36100	100	65,000	480
		Square D	HLL36100	100	65,000	480

Mechanical Ratings:

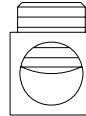
- Maximum insulator base temperature: 125°C (257°F) UL RTI
- Storage and transportation temperature range: -35°C to 110°C (-31°F to 230°F)
- Flammability rating of insulator base: UL 94 V-0
- * Use outside these ratings needs to be judged in the end-use application.

Materials:

- Connector: High conductivity aluminum, tin plated
- Insulator base: glass filled polycarbonate (thermoplastic)
- Terminal set screws: Steel, nickel plated
- Connector mounting screws: Steel, zinc plated

Agency Approvals:

- UL Recognized, UL 1059 Terminal Block Standard, File No. XCFR2.E62806
- CSA Certified, CSA C22.2 No. 158, File No. LR19766 (Wire Classes B & C only)
- CE compliant to IEC 60947-7-1
- RoHS Compliant

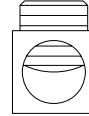
**Wire Approvals:****Line Side Wire Approvals:**

		Copper Wire Stranding Classes - Number of Strands						
Wire Size	Torque	Solid	Class B	Class C	Class G	Class H	Class I	Class K
2 AWG	50 in. lbs		7	19				
4	45 in. lbs		7	19	~ 49	~ 133	~ 105	~ 420
6	45 in. lbs		7	19	~ 49	~ 133	~ 63	~ 266
8	40 in. lbs		7	19	~ 49	~ 133	~ 41	~ 168
10	35 in. lbs	1	7	19			~ 27	~ 104
12	35 in. lbs	1	7	19			~ 19	~ 65
14	35 in. lbs	1	7	19			~ 19	~ 41

~Quantity of strands for Classes G, H, I, K may vary by manufacturer.

Aluminum stranded wire range: #2 – #12 AWG

Load Side Wire Approvals:



		Copper Wire Stranding Classes - Number of Strands						
Wire Size	Torque	Solid	Class B	Class C	Class G	Class H	Class I	Class K
2 AWG	50 in. lbs		7	19				
4	45 in. lbs		7	19	~ 49	~ 133	~ 105	~ 420
6	45 in. lbs		7	19	~ 49	~ 133	~ 63	~ 266
8	40 in. lbs		7	19	~ 49	~ 133	(1-2)* ~ 41	(1-2)* ~ 168
10	35 in. lbs	1	7	19			(1-2)* ~ 27	(1-2)* ~ 104
12	35 in. lbs	1	7	19			(1-2)* ~ 19	(1-2)* ~ 65
14	35 in. lbs	1	7	19			(1-2)* ~ 19	(1-2)* ~ 41

~ Quantity of strands for Classes G, H, I, K may vary by manufacturer.

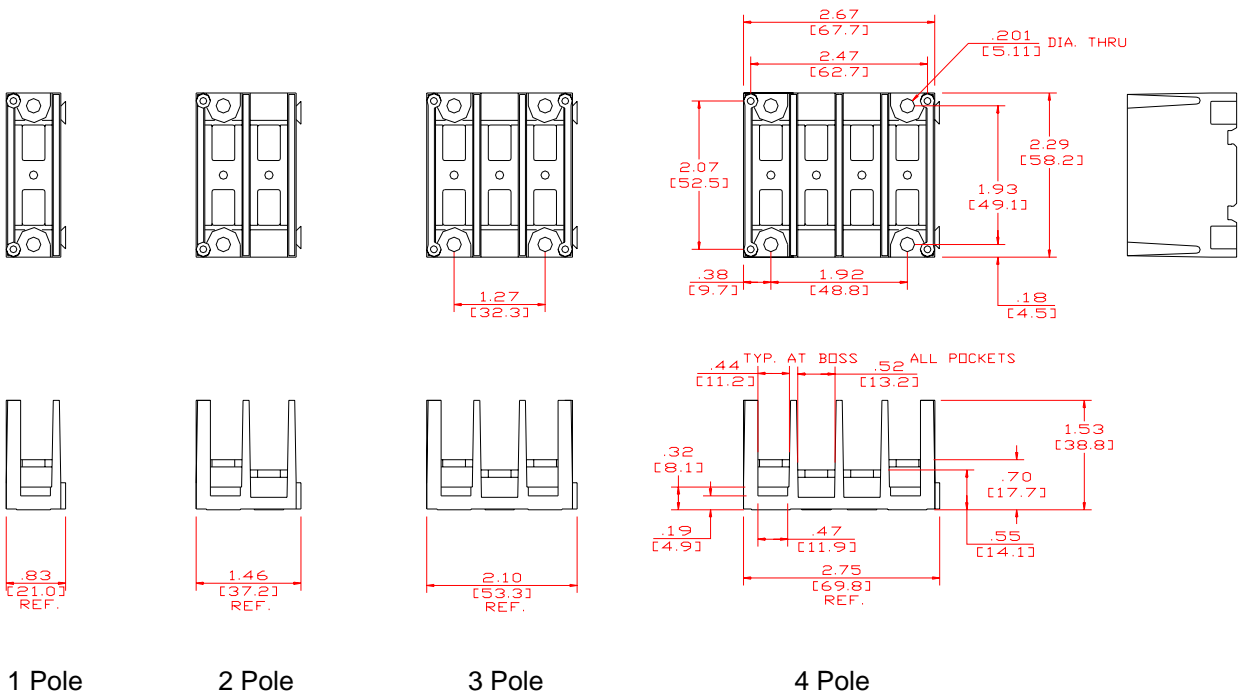
* Multiple conductor approvals for **LOAD** side only. (copper wire only)

Aluminum stranded wire range: #2 – #12

- Wire strip length, line side tap – 1/2"
- Wire strip length, load side tap – 1/2"
- Hex key required: slotted
- Panel mountable: #10 fastener, torque to 25-30 in. lbs.

Accessories:

- Cover: Clear protective plastic cover. Catalog description CC141X ("X" numbers of poles: 1,2, 3 or 4)
- Marking strip: White vinyl strip to mark circuits. Supplied with mounting screws.
- Printing available. Consult factory.



1 Pole

2 Pole

3 Pole

4 Pole

WWW.MARATHONSP.COM
1-419-352-8441

PDS 0049 REV C 2/26/09