



Product Data Sheet

140X404

Replace "X" with 2 or 3 for number of poles

Distribution Power Block

310 Amps, 600 Volts (AC/DC)



Wire Range:

Line side: (1) 350kcmil - # 6 AWG

Load Side: (6) #4 - #14 AWG

Electrical Ratings:

- 310A copper wire, 250A aluminum wire (Based on NEC Table 310-16, 75°C columns)
- 600 Volts AC/DC (UL 1059 Class C, User Group - General Industrial)
- Factory and Field Wiring

NOTE: Use outside these ratings must be judged in end-use application

Short Circuit Current Ratings (Copper wire only):

Wire Type	Suitable Conductors (kcmil/AWG)		Overcurrent Protection Fuse Required Class/Max Amp Rating						SCCR, RMS SYM Amps
	Line	Load	J	T	RK1	RK5	G	CC	
B, C	350 - 3/0	4 - 8	400	400	400	200		30	200,000
B, C	350 - 3/0	4 - 8	600				60		100,000
B, C	2/0 - 6	4 - 14	200	200	200	100		30	200,000
B, C	2/0 - 6	4 - 14					60		100,000
G, H, I, K	1 - 6	6 - 14	150	150	100	30	60	30	100,000

Mechanical Ratings:

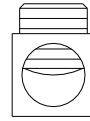
- Insulator base temperature rating: -40°C/F to 150°C (302°F) UL RTI
- Flammability rating of insulator base: UL 94 V-0

Materials:

- Connector: High conductivity aluminum, tin plated
- Insulator base: phenolic
- Terminal set screws: Aluminum, tin plated and steel, nickel plated
- Connector mounting screws: Steel, zinc plated

Agency Approvals:

- UL Recognized, UL 1059 Terminal Block Standard, File No. XCFR2.E62806
- CSA Certified, CSA C22.2 No. 158, File No. LR19766 (Wire Classes B & C only)
- CE compliant to IEC 60947-7-1
- RoHS Compliant

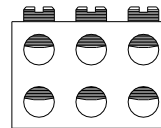


Wire Approvals:

Line Side Wire Approvals:

		Copper Wire Stranding Classes - Number of Conductors						
Wire Size	Torque	Solid	Class B	Class C	Class G	Class H	Class I	Class K
350 kcmil	275 in. lbs		1	1				
300	275 in. lbs		1	1				
250	275 in. lbs		1	1	1	1	1	1
4/0	275 in. lbs		1	1	1	1	1	1
3/0	275 in. lbs		1	1	1	1	1	1
2/0	275 in. lbs		1	1	1	1	1	1
1/0	275 in. lbs		1	1	1	1	1	1
1	275 in. lbs		1	1	1	1	1	1
2	275 in. lbs		1	1	1	1	1	1
4	275 in. lbs		1	1				
6	275 in. lbs		1	1				

Aluminum stranded wire range: 350kcmil – # 6 AWG



Load Side Wire Approvals:

		Copper Wire Stranding Classes - Number of Conductors						
Wire Size	Torque	Solid	Class B	Class C	Class G	Class H	Class I	Class K
4 AWG	35 in. lbs		1	1				
6	35 in. lbs		1	1	1	1	1	1
8	35 in. lbs		1	1	1	1	1	1
10	35 in. lbs	1	1 - 2	1 - 2			1 - 2	1 - 2
12	35 in. lbs	1	1 - 4	1 - 4			1 - 2	1 - 2
14	35 in. lbs	1	1 - 4	1 - 4			1 - 2	1 - 2

For information on copper stranded wire classes, please reference:

<http://www.marathonsp.com/CatalogPDFs/Flexible-Stranded-Wire.pdf>

- Multiple conductor approvals for **LOAD** side only. (copper wire only)

Aluminum stranded wire range: #4 – #14

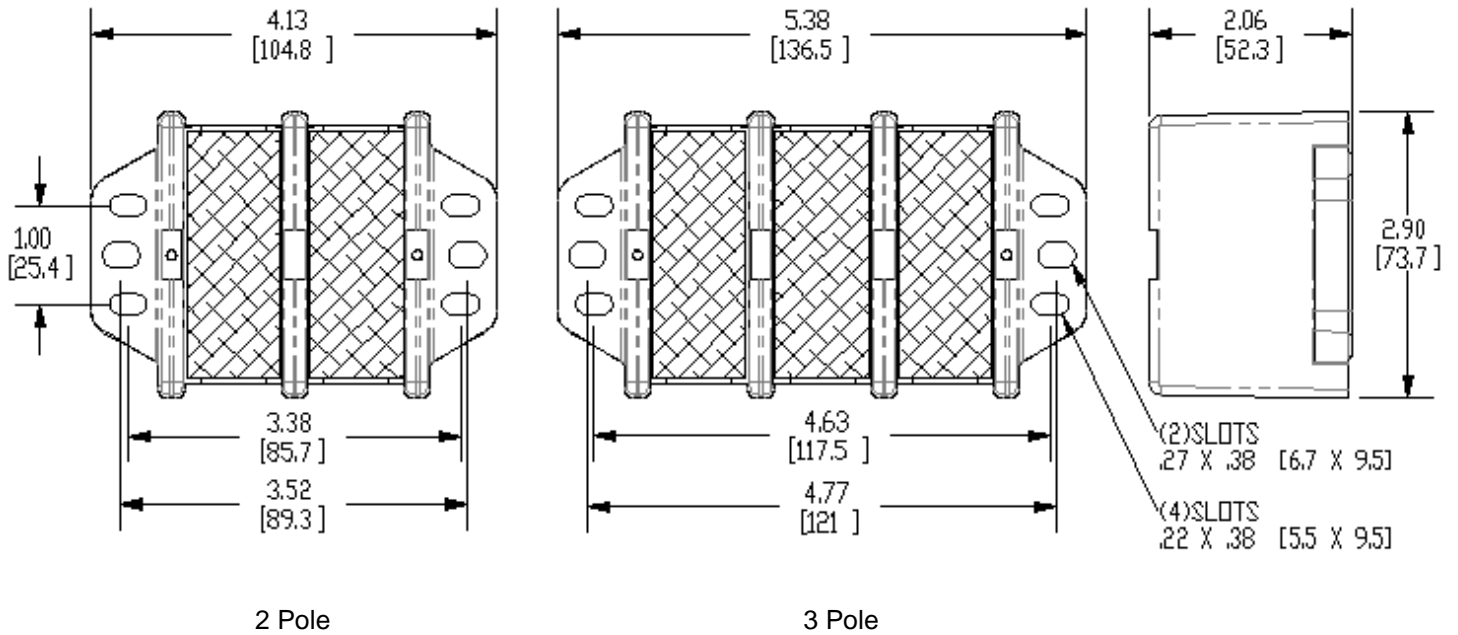
- Wire strip length, line side tap – 1 1/16”
- Wire strip length, load side tap, top row – 9/16”, bottom row – 1.0”
- Hex keys required: line side - 5/16”, load side – slotted

Mounting:

- Panel mountable: 1/4” (M6) fastener, torque to 30 - 40 in. lbs.

Accessories:

- Cover: Clear protective plastic cover. Catalog description CC140X (“X” numbers of poles: 2 or 3)
- Marking strip: White vinyl strip to mark circuits. Supplied with mounting screws.
- Printing available. Consult factory.



WWW.MARATHONSP.COM
(419) 352-8441