

Wire Connectors



IDEAL Twister® Wire Connectors



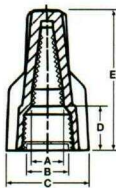
341® Tan

342® Gray

Two IDEAL Twister® Wire Connectors handle a wider range of OEM requirements for less inventory and lower costs.

UL listed as pressure-type wire connectors, IDEAL Twister® Wire Connectors comply with Federal Specification W-S-610E, are UL 486C listed, CSA C22.2 #188 certified and rated at 105°C and 221°F to handle all branch circuit and fixture splicing applications.

Dimensions (inches/mm)



Model No.	A	B	C	D	E
341® Tan	17/64 7	29/64 11.5	23/32 18	23/64 9	1-1/8 28.5
342® Gray	3/8 9.5	9/16 20	1.0 25.5	13/32 10.5	1-19/64 33



Model	Wire Range (in.)	Wire Range (mm)	Quantity	Cat. No.
341® Tan	600V* No. 22 thru 8 AWG	600V* .64 mm DIA to 3.26 mm DIA	Pkg. of 1,000	30-541
	Min. 3 No. 22 Max. 3 No. 10	Min. .97 mm ² Max. 15.78 mm ²	Keg of 10,000 (20 bags, 500 ea.)	30-641
342® Gray	600V* No. 18 thru 8 AWG	600V* 1.02 mm DIA to 3.26 mm DIA	Pkg. of 1,000	30-542
	Min. 3 No. 14 Max. 2 No. 10 w/4 No. 12	Min. 6.24 mm ² Max. 23.76 mm ²	Keg of 5,000 (20 bags, 250 ea.)	30-642

* 1,000V maximum in fixtures and signs.

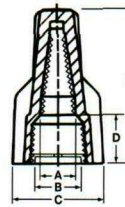
IDEAL Twister® DB Plus™ Wire Connectors



60

Smallest wet location/direct burial connector with the widest wire combination range. Handles wire combinations from 3 No. 20's (3 x .5 mm²*) to 4 No. 12's (3 x 4 mm²*). UL listed for 600V applications. Apply by hand or with a 3/8 in. (9 mm) nut driver for fast, secure connections in underground and wet location applications.

Dimensions (inches/mm)



Model No.	A	B	C	D	E
60	9/32 7	13/32 10.5	55/64 22	7/8 22	1-11/16 43



WARNINGS:

- One time use only. Do not reuse.
- Wiring must comply with all applicable electrical codes.
- Contact factory for complete wire combination listing.

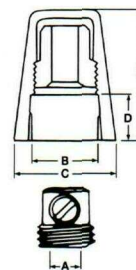
Model	Wire Combination Range (inches)	Wire Combination Range (mm)	Quantity	Cat. No.
60 Blue	600V* No. 22 to 8 AWG	600V* .64 mm DIA to 3.26 mm DIA	Card of 2	30-060
	Min. 1 No. 18 & 1 No. 20	Min. 1.34 mm ²	Card of 10	30-760
	Max. 1 No. 10 & 2 No. 12	Max. 11.88 mm ²	Card of 25	30-160
			Ctn. of 100	30-260
			Ctn. of 1,000	30-360

* Tested to AWG only.
1,000V signs or lighting fixtures.

Set-Screw Wire Connectors



Eliminate the need to restrip wires when rewiring. Guard against vibration problems, and permit fast visual inspection of a splice. UL listed as pressure-type wire connectors, IDEAL Wire Connectors comply with Federal Specification W-S-610E, are UL 486C listed and CSA C22.2 #188 certified. 150°C maximum temperature rating.



Dimensions (inches)

Model	INSERT			SHELL		
	A	B	C	D	E	
10	1/8	5/16	1/2	19/64	45/64	
11	3/16	3/8	33/64	13/32	63/64	
22	1/4	1/2	11/16	13/32	1-1/64	



Model	Wire Combination Range	Quantity	Cat. No.
10	300V, No. 24 thru 16 AWG Min. 1 No. 20 & 1 No. 22 Max. 2 No. 14 w/1 No 16	Pkg. of 100	30-210
		Ctn. of 1,000	30-310
11	600V, No. 22 thru 16 AWG Min. 1 No. 14 & 1 No. 20 Max. 5 No. 16 & 4 No. 22	Pkg. of 100	30-211
		Ctn. of 1,000	30-311
22	600V, No. 24 thru 16 AWG Min. 1 No. 16 & 3 No. 18 Max. 2 No. 10 w/2 No. 12	Pkg. of 100	30-222
		Ctn. of 1,000	30-322