MICRO SWITCH
a Honeywell Division
FED. MFG. CODE 91929

ASSEMBLY - TOGGLE SWITCH

CATALOG LISTING
68AT59 SERIES CHART 2

CATALOG LISTING (8)	KEYWAY POSITION		CENTER POSITION		OPPOSITE KEY-WAY POSITION		RECOMMENDED LOCKING COMBINATIONS
	C-NC	C-NO	C-NO	C-NC	C-NC	C-NO	
68AT59-1	1,2,3,4	5,6,7,8	NONE	ALL	5,6,7,8	1,2,3,4	A,B,D,E,F,G,H,J,K,L,M,N,P
68AT59-3	1,2,3,4	5,6,7,8	NONE	NONE	5,6,7,8	1,2,3,4	D,F,G
68AT59-5	1,2,3,4*	5,6,7,8*	NONE	ALL	5,6,7,8	1,2,3,4	K,N
68AT59-7	1,2,3,4*	5,6,7,8*	NONE	ALL	5,6,7,8*	1,2,3,4*	E,L,N

* ASTERISK DENOTES MOMENTARY POSITION

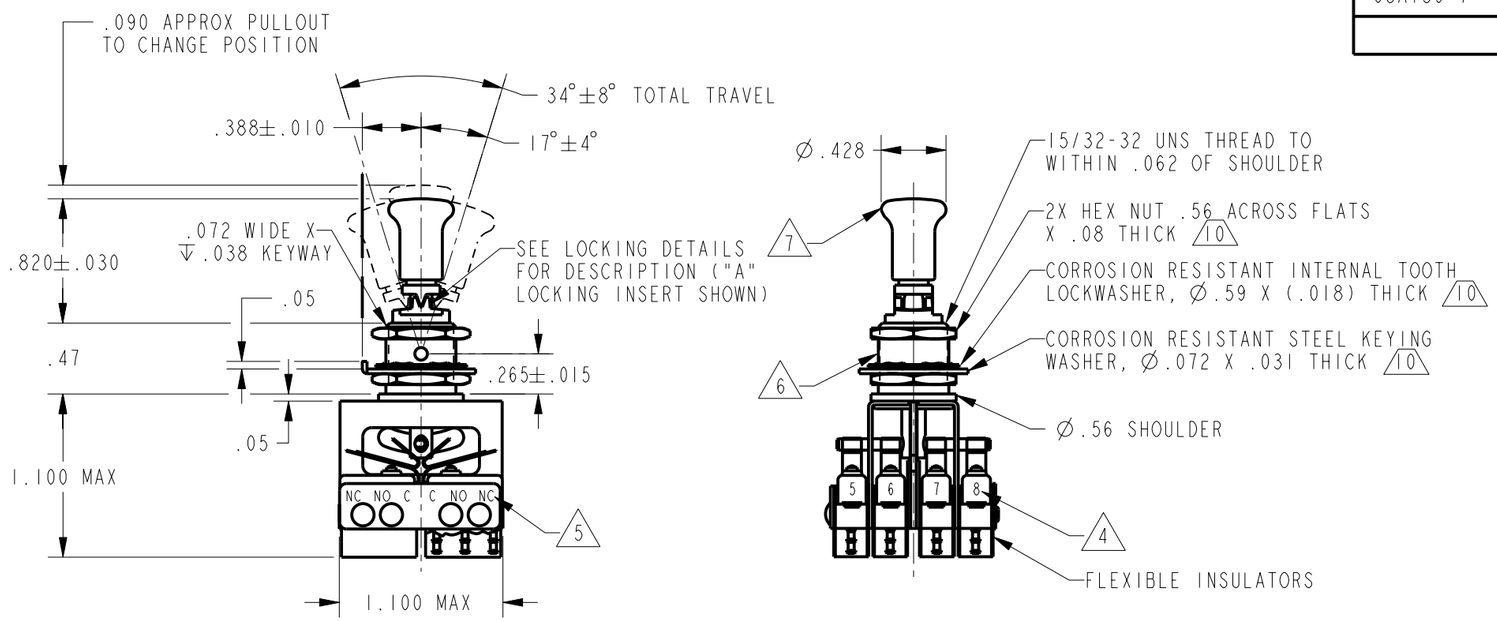

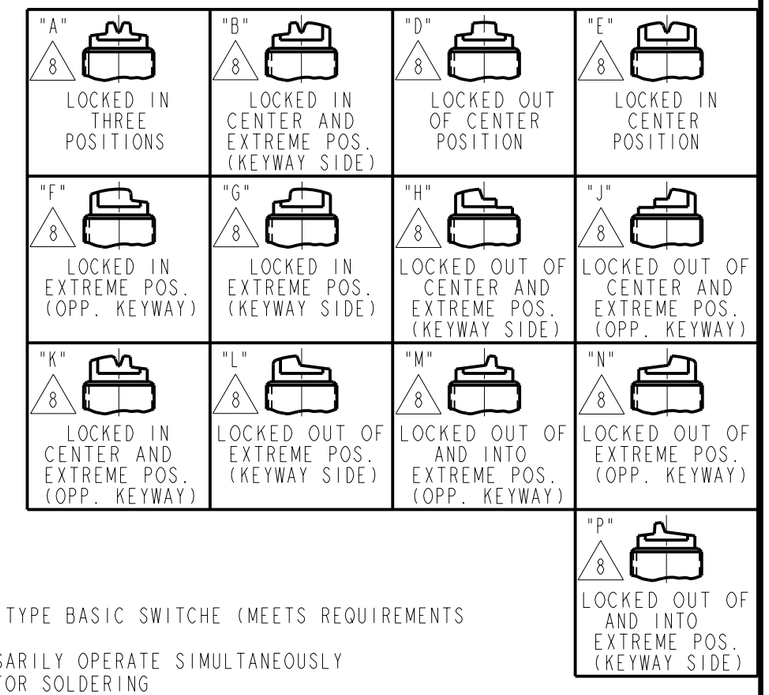

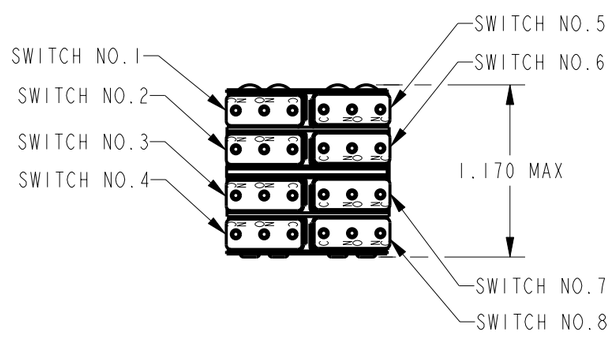

NOTES
1 - UNIT INCLUDES 8X "SX" TYPE BASIC SWITCHE (MEETS REQUIREMENTS OF MIL-S-6743)
2 - SWITCHES DO NOT NECESSARILY OPERATE SIMULTANEOUSLY
3 - TERMINALS ARE PLATED FOR SOLDERING
4 SWITCH NUMBERS STAMPED ON END OF BASIC SWITCHES
5 TERMINAL DESIGNATION STAMPED ON BOTH SIDES OF UNIT
6 DULL FINISH ON BUTTON, LEVER AND BUSHING
7 MATTE FINISH
8 SUFFIX LETTER MUST BE ADDED FOR DESIRED TYPE TOGGLE LOCKING (SEE CHART FOR RECOMMENDED LOCKING COMBINATIONS)
9 - FOR REPLACEMENT BUTTON SEE MICRO SWITCH CAT. LISTING 15PA90-6W
10 HARDWARE FURNISHED ASSEMBLED WITH SWITCH OR IN PACKET PER MIL-PRF-8805
11 - REPLACEMENT NOUNT HARDWARE PACKET 15PA313-AT

THIS DRAWING COVERS A PROPRIETARY ITEM AND IS THE PROPERTY OF MICRO SWITCH, A DIVISION OF HONEYWELL. THIS DRAWING IS NOT TO BE COPIED OR USED WITHOUT THE APPROVAL OF MICRO SWITCH

THIRD ANGLE PROJECTION

SCALE FULL

DO NOT SCALE PRINT

UNLESS OTHERWISE SPECIFIED TOLERANCES ARE

ONE PLACE	(.0)	±.030
TWO PLACE	(.00)	±.015
THREE PLACE	(.000)	±.005
ANGLES		±

WEIGHT .11 LB EST

CHARACTERISTICS

PULLOUT FORCE ---3 LB MIN-5 LB MAX

ELECTRICAL DATA

CONTACT ARRANGEMENT
8X S P D T

ELECTRICAL RATING

LOAD	SEA LEVEL		50,000 FT
	28 VDC	115 VAC, 60HZ	28 VDC
	(AMPERES)	(AMPERES)	(AMPERES)
RESISTIVE	7	7	4
INDUCTIVE	4	7	2.5

ANSI Y14.5M-1982 APPLIES

CATALOG LISTING 68AT59 SERIES CHART 2
PAGE 1 OF 1
RELEASE NO. PR-20835
REPLACES -
ISSUE 2
CHECK
REVISIONS
A 206022 DLT 31 JUL 02
CHECK
31 JUL 02
SAV
CHECK
DRAWN
PTC/CAD 2D