MICRO SWITCH
a Honeywell Division
FED. MFG. CODE 91929

ASSEMBLY - TOGGLE SWITCH

CATALOG LISTING
31AT123-T2

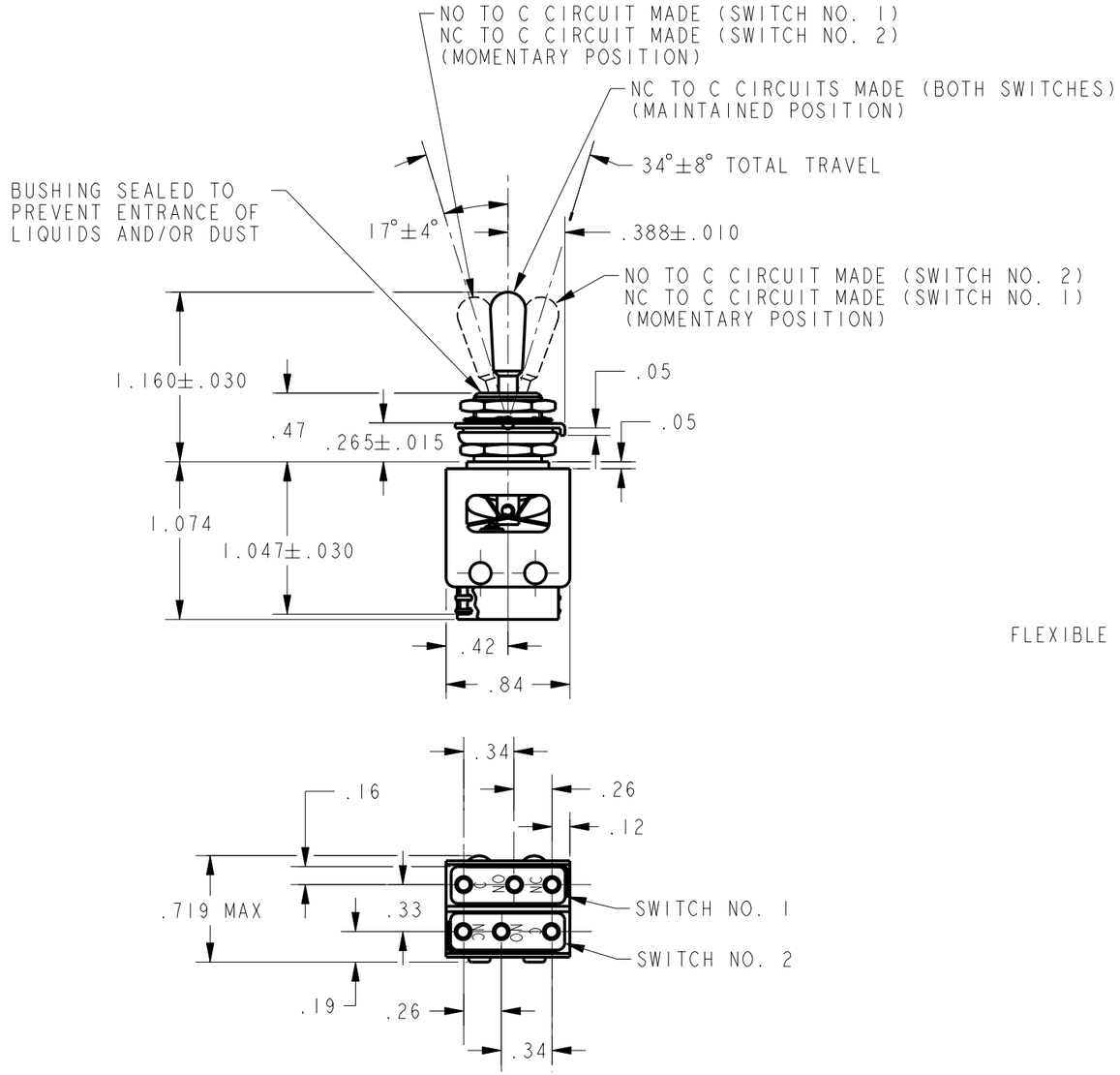

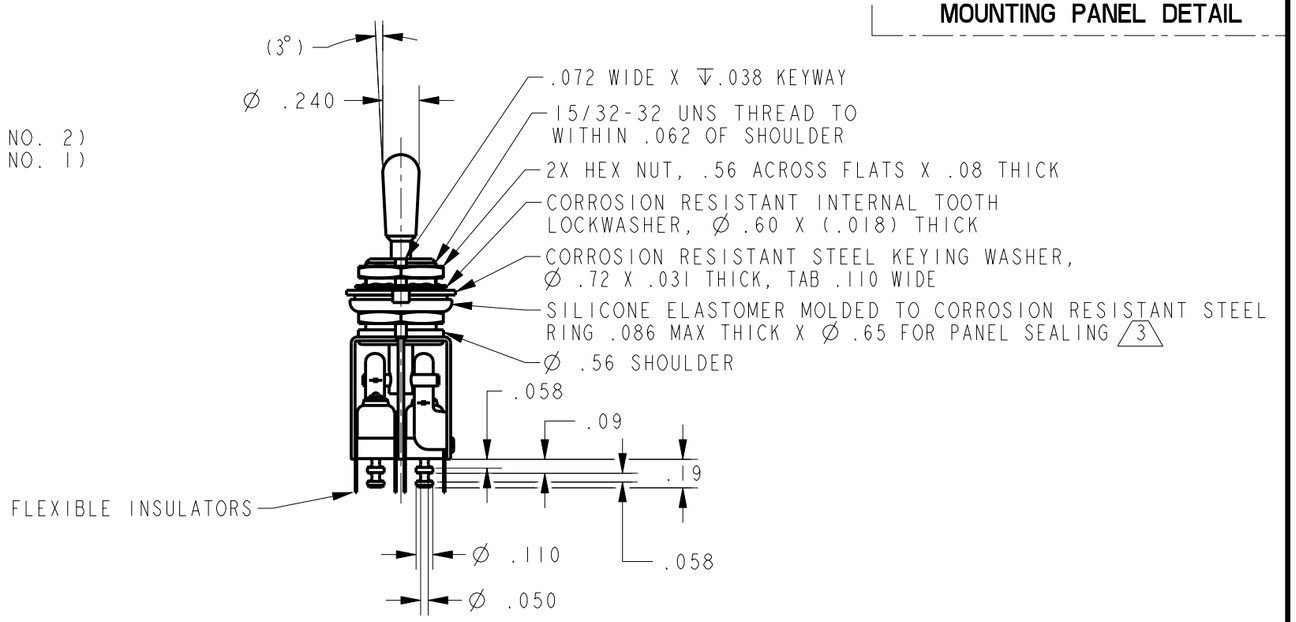

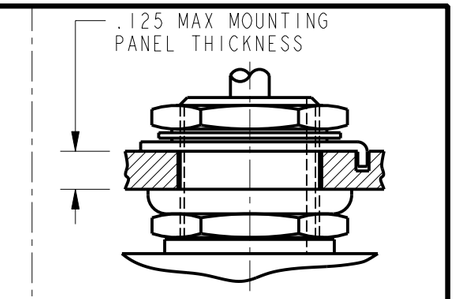

MOUNTING PANEL DETAIL

NOTES
1 - 2X UNIT INCLUDES CATALOG LISTING ISM23-T2 TYPE BASIC SWITCHES
2 - TERMINALS ARE PLATED FOR SOLDERING
3 FOR PANEL SEAL TO BE EFFECTIVE, MOUNTING HOLE IN PANEL SHOULD NOT EXCEED Ø.500
4 - MARK NUMBERS 1 AND 2 ON BASIC SWITCHES

THIS DRAWING COVERS A PROPRIETARY ITEM AND IS THE PROPERTY OF MICRO SWITCH. A DIVISION OF HONEYWELL. THIS DRAWING IS NOT TO BE COPIED OR USED WITHOUT THE APPROVAL OF MICRO SWITCH

THIRD ANGLE PROJECTION

CHARACTERISTICS

ELECTRICAL DATA

CONTACT ARRANGEMENT
2X S P D T

30 VOLTS DC RATING
INDUCTIVE-- SEA LEVEL-- .5 AMP
50,000 FT --.5 AMP
RESISTIVE-- SEA LEVEL-- 1 AMP
50,000 FT --1 AMP
MAXIMUM INRUSH--- 2 AMP

SCALE FULL

DO NOT SCALE PRINT

UNLESS OTHERWISE SPECIFIED TOLERANCES ARE

ONE PLACE	(.0)	±.030
TWO PLACE	(.00)	±.015
THREE PLACE	(.000)	±.005
ANGLES		±

WEIGHT

ANSI Y14.5M-1982 APPLIES

CATALOG LISTING 31AT123-T2
PAGE 1 OF 1
RELEASE NO. PR-22073
REPLACES
ISSUE 2
CHECK
REVISIONS
A 200058
WJC 17FEB00
CHECK
CHECK 17FEB00
SAV
CHECK
PTC/CAD 2D
DRAWN WJC 17FEB00