

Type 1 Mild Steel Wallmount Enclosure *N1A Series*

Hinge Door with Quarter Turn



Application

- Designed for indoor use to house controls, instruments and components not requiring oil-tight or dust-tight protection.

Standards

- UL 50 Type 1
- CSA Type 1
- Complies with
 - NEMA Type 1
 - IEC 60529, IP20

Construction

- Enclosure is formed and spot welded from 12 or 14 gauge steel.
- Removable 12 or 14 gauge inner panel is mounted in the rear of the enclosure on collar studs.
- Removable door is mounted on slip hinges.
- Door is fastened with a slotted quarter turn latch; doors 30" and higher are provided with two latches.
- A bonding stud is provided on the door and a grounding stud is provided in the box.
- Mounting holes are provided in the rear of the enclosure.
- Piano hinge on 12 gauge units.

Finish

- Enclosure and door are finished in ANSI 61 gray powder coating.
- Inner panel is finished in white powder coating.

Accessories

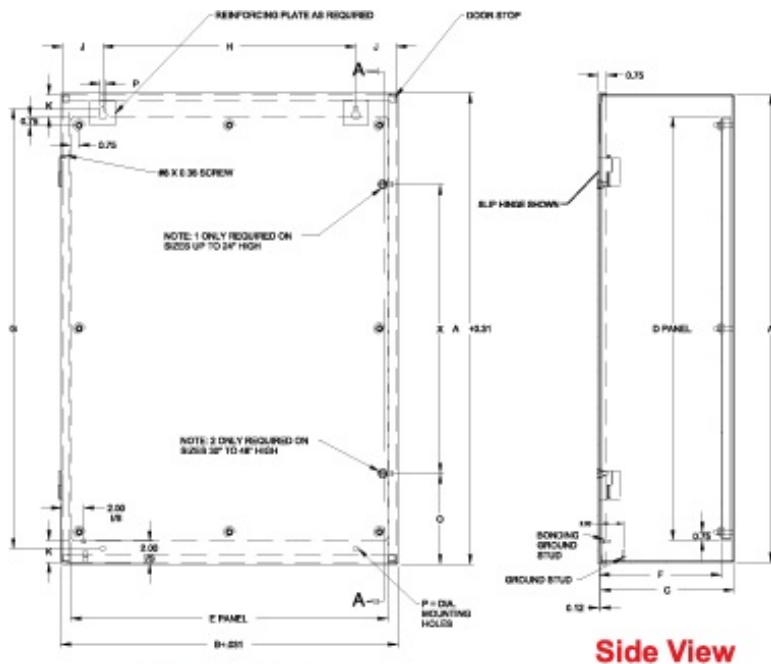
[Panels for N1A Series Enclosures](#)

[Ventilation](#)

[Padlock Adaptor](#)

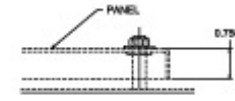
[Type 1 Lock Kit](#)

[Window Kits](#)

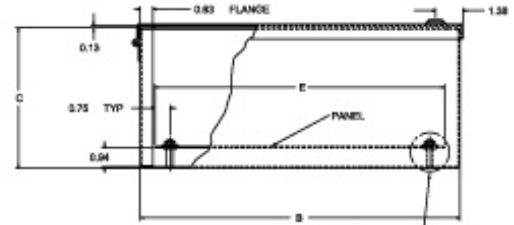


Front View

Side View



Detail A
Typ. for N1A423012,
N1A423612
and N1A483612



Bottom View

When A=	X=
30	18.00
36	22.00
42	26.00
48	30.00

Part No.	Dimensions			Panel Size		Panel Gauge	No. of Studs	Mounting Dimensions					Panel Clearance			Ship Wt. lbs
	A	B	C	D	E			G	H	J	Q	P	F	K	O	
N1A16127	16.00	12.00	7.00	13.00	10.50	14.00	4.00	13.88	7.00	2.50	1.06	0.31	6.04	1.50	-	25
N1A16167	16.00	16.00	7.00	13.00	14.50	14.00	4.00	13.88	11.00	2.50	1.06	0.31	6.04	1.50	-	30
N1A16207	16.00	20.00	7.00	13.00	18.50	14.00	4.00	13.88	15.00	2.50	1.06	0.31	6.04	1.50	-	36
N1A20167	20.00	16.00	7.00	17.00	14.50	14.00	4.00	17.88	11.00	2.50	1.06	0.31	6.04	1.50	-	37
N1A20207	20.00	20.00	7.00	17.00	18.50	14.00	4.00	17.88	15.00	2.50	1.06	0.31	6.04	1.50	-	43
N1A24167	24.00	16.00	7.00	21.00	14.50	14.00	4.00	21.88	11.00	2.50	1.06	0.31	6.04	1.50	-	43
N1A24207	24.00	20.00	7.00	21.00	18.50	14.00	4.00	21.88	15.00	2.50	1.06	0.31	6.04	1.50	-	51
N1A24247	24.00	24.00	7.00	21.00	22.50	12.00	4.00	21.88	19.00	2.50	1.06	0.31	6.01	1.50	-	67
N1A30207	30.00	20.00	7.00	26.00	18.50	12.00	6.00	27.50	12.75	3.63	1.25	0.44	6.01	2.00	6.16	67
N1A30247	30.00	24.00	7.00	26.00	22.50	12.00	6.00	27.50	16.75	3.63	1.25	0.44	6.01	2.00	6.16	80
N1A36247	36.00	24.00	7.00	32.00	22.50	12.00	6.00	33.50	16.75	3.63	1.25	0.44	6.01	2.00	7.16	94
N1A36307	36.00	30.00	7.00	32.00	28.50	12.00	8.00	33.50	22.75	3.63	1.25	0.44	6.01	2.00	7.16	114
N1A16129	16.00	12.00	9.00	13.00	10.50	14.00	4.00	13.88	7.00	2.50	1.06	0.31	8.04	1.50	-	27
N1A20169	20.00	16.00	9.00	17.00	14.50	14.00	4.00	17.88	11.00	2.50	1.06	0.31	8.04	1.50	-	31
N1A20209	20.00	20.00	9.00	17.00	18.50	14.00	4.00	17.88	15.00	2.50	1.06	0.31	8.04	1.50	-	47
N1A20249	20.00	24.00	9.00	17.00	22.50	14.00	4.00	17.88	19.00	2.50	1.06	0.31	8.04	1.50	-	55
N1A24209	24.00	20.00	9.00	21.00	18.50	14.00	4.00	21.88	15.00	2.50	1.06	0.31	8.04	1.50	-	55
N1A24249	24.00	24.00	9.00	21.00	22.50	12.00	4.00	21.88	19.00	2.50	1.06	0.31	8.01	1.50	-	125
N1A30209	30.00	20.00	9.00	26.00	18.50	12.00	6.00	27.50	12.75	3.63	1.25	0.44	8.01	2.00	6.16	72
N1A30249	30.00	24.00	9.00	26.00	22.50	12.00	6.00	27.50	16.75	3.63	1.25	0.44	8.01	2.00	6.16	85
N1A30309	30.00	30.00	9.00	26.00	28.50	12.00	8.00	27.50	22.75	3.63	1.25	0.44	8.01	2.00	6.16	102
N1A36249	36.00	24.00	9.00	32.00	22.50	12.00	6.00	33.50	16.75	3.63	1.25	0.44	8.01	2.00	7.16	107
N1A36309	36.00	30.00	9.00	32.00	28.50	12.00	8.00	33.50	22.75	3.63	1.25	0.44	8.01	2.00	7.16	120
N1A42249	42.00	24.00	9.00	38.00	22.50	12.00	6.00	39.50	16.75	3.63	1.25	0.44	8.01	2.00	8.16	111
N1A242012	24.00	20.00	12.00	21.00	18.50	14.00	4.00	21.88	15.00	2.50	1.06	0.31	11.04	1.50	-	61
N1A242412	24.00	24.00	12.00	21.00	22.50	12.00	4.00	21.88	19.00	2.50	1.06	0.31	11.01	1.50	-	132
N1A302412	30.00	24.00	12.00	26.00	22.50	12.00	6.00	27.50	16.75	3.63	1.25	0.44	11.01	2.00	6.16	94
N1A363012	36.00	30.00	12.00	32.00	28.50	12.00	8.00	33.50	22.75	3.63	1.25	0.44	11.01	2.00	7.16	129
N1A423012 ¹	42.00	30.00	12.00	38.00	28.50	12.00	8.00	39.50	22.75	3.63	1.25	0.44	11.01	2.00	8.16	144
N1A423612 ¹	42.00	36.00	12.00	38.00	34.50	12.00	8.00	39.50	28.75	3.63	1.25	0.44	11.01	2.00	8.16	169
N1A483612 ¹	48.00	36.00	12.00	44.00	34.50	12.00	8.00	45.50	28.75	3.63	1.25	0.44	11.01	2.00	9.16	197

¹ 12 gauge construction

Data subject to change without notice.

© 2013. Hammond Manufacturing Ltd. All rights reserved.