



Non-Metallic Bushings for Metal Studs

CATALOG NUMBER	UPC/DCI/NAED MFG #01 8997	TRADE SIZE	STD PKG	DIM A	DIM B	DIM C
SB1	18001	1/2" KO	1000	.940	.470	.700
SB10	18010	1/2" KO	100	.940	.470	.700
SB3	18050	1" KO	1000	1.750	.400	1.150
SB30	18053	1" KO	100	1.750	.400	1.150



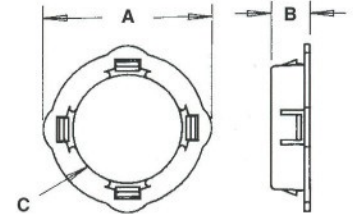
SB1, SB10




SB3, SB30



E161207 LR49636



CS1 Cable Support


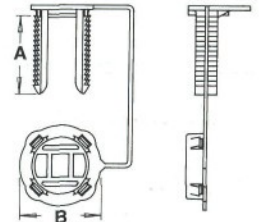


CATALOG NUMBER	UPC/DCI/NAED MFG #01 8997	HOLE SIZE	UNIT PKG	STD PKG	DIM A	DIM B
CS1	71000	1" KO	500	500	1.500	1.640
CS10	71010	1" KO	100	100	1.500	1.640

Note: For position only. For support clips for AC/MC cable see NM310 on page E-19.



E161207 LR49636



Metal studs

or

Wood studs

Two Installation Options

CS1 is used in a standard round punched opening 1" KO (1-3/8 diameter). First snap the mating washer into the KO hole in the metal stud. Place wires between the the serrated forks and insert into the mating washer section. The CS1 can also be installed with a sheet metal screw on a wood or metal stud by placing the "U" channel portion in the center of the stud and fastening with a screw. You can also install the "U" channel on a wood stud with an NM staple. Cable or cables can then be placed between serrated forks. Install mating washer over serrated forks to secure cable. If necessary, wires can be removed from the support by simply compressing serrated fingers together and sliding off the mating washer.