








3/8" DRIVE IMPACT SOCKET SETS








SKU #	Description	Includes	Sizes	
84911	12 Pc. 3/8" Drive 6 Point Metric Impact Socket Set	Standard	8, 9, 10, 11, 12, 13, 14, 15, 16, 17, 18, 19mm	
84915	8 Pc. 3/8" Drive 6 Point SAE Deep Impact Socket Set	Deep	5/16", 3/8", 7/16", 1/2", 9/16", 5/8", 11/16", 3/4"	
84914N	13 Pc. 3/8" Drive 6 Point Metric Deep Impact Socket Set	Deep	8, 9, 10, 11, 12, 13, 14, 15, 16, 17, 18, 19, 21mm	

1/2" DRIVE IMPACT SOCKET SETS

- Additional features include a Parallel Neck Down Design on 8, 9, 10, 11, 12, 13, 14mm standard and deep and 3/8", 7/16", 1/2" and 9/16" standard and deep sizes for improved access to restricted fasteners

SKU #	Description	Includes	Sizes	
84947N	39 Pc. 1/2" Drive 6 Point SAE, Standard/Deep Impact Socket Set	Standard/Deep	3/8", 7/16", 1/2", 9/16", 5/8", 11/16", 3/4", 13/16", 7/8", 15/16", 1", 1-1/16", 1-1/8", 1-3/16", 1-1/4", 1-5/16", 1-3/8", 1-7/16", 1-1/2"	
		Universal Joint	1/2" x 1/2"	
84948N	39 Pc. 1/2" Drive 6 Point Metric, Standard/Deep Impact Socket Set	Standard/Deep	9, 10, 11, 12, 13, 14, 15, 16, 17, 18, 19, 20, 21, 22, 23, 24, 26, 27, 30mm	
		Universal Joint	1/2" x 1/2"	
84949N	27 Pc. 1/2" Drive 6 Point SAE/Metric, Deep Impact Socket Set	Deep SAE	7/16", 1/2", 9/16", 5/8", 11/16", 3/4", 13/16", 7/8", 15/16", 1", 1-1/16", 1-1/8", 1-1/4"	
		Deep Metric	10, 11, 12, 13, 14, 15, 16, 17, 18, 19, 21, 22, 26, 27mm	
84932N	19 Pc. 1/2" Drive 6 Point SAE Standard Impact Socket Set	Standard	3/8", 7/16", 1/2", 9/16", 5/8", 11/16", 3/4", 13/16", 7/8", 15/16", 1", 1-1/16", 1-1/8", 1-3/16", 1-1/4", 1-5/16", 1-3/8", 1-7/16", 1-1/2"	

1/2" DRIVE IMPACT SOCKET SETS

SKU #	Description	Includes	Sizes	
84931N	12 Pc. 1/2" Drive 6 Point SAE Standard Impact Socket Set	Standard	3/8", 7/16", 1/2", 9/16", 5/8", 11/16", 3/4", 13/16", 7/8", 15/16", 1", 1-1/16"	
84933N	25 Pc. 1/2" Drive 6 Point Metric Standard Impact Socket Set	Standard	8, 9, 10, 11, 12, 13, 14, 15, 16, 17, 18, 19, 20, 21, 22, 23, 24, 25, 26, 28, 29, 30, 31, 32, 36mm	
84930N	12 Pc. 1/2" Drive 6 Point Metric, Standard Impact Socket Set	Standard	8, 9, 10, 11, 12, 13, 14, 15, 16, 17, 18, 19mm	
84934N	19 Pc. 1/2" Drive 6 Point SAE Deep Impact Socket Set	Deep	3/8", 7/16", 1/2", 9/16", 5/8", 11/16", 3/4", 13/16", 7/8", 15/16", 1", 1-1/16", 1-1/8", 1-3/16", 1-1/4", 1-5/16", 1-3/8", 1-7/16", 1-1/2"	
84942N	12 Pc. 1/2" Drive 6 Point SAE Deep Impact Socket Set	Deep	3/8", 7/16", 1/2", 9/16", 5/8", 11/16", 3/4", 13/16", 7/8", 15/16", 1", 1-1/16"	
84935N	29 Pc. 1/2" Drive 6 Point Metric Deep Impact Socket Set	Deep	8, 9, 10, 11, 12, 13, 14, 15, 16, 17, 18, 19, 20, 21, 22, 23, 24, 25, 26, 27, 28, 29, 30, 31, 32, 33, 34, 35, 36mm	
84944	12 Pc. 1/2" Drive 6 Point Metric Deep Impact Socket Set	Deep	8, 9, 10, 11, 12, 13, 14, 15, 16, 17, 18, 19mm	

UNIVERSAL IMPACT SOCKETS SETS



- Surface Drive Technology for reduced fastener rounding
- Flex socket design provides increased access to restricted fasteners
- Manganese Phosphate coating for corrosion resistance



- Made from Chrome Molybdenum Alloy Steel (Cr-Mo) for exceptional strength and durability
- Secondary Hard Size Stamping
- High-Visibility laser etched markings for quick size identification

SKU #	Description	Includes	Sizes	
84904	6 Pc 1/4" Drive 6 Point SAE Universal Impact Socket Set	Standard	1/4", 5/16", 3/8", 7/16", 1/2", 9/16"	
84905	12 Pc. 1/4" Drive 6 Point Metric Universal Impact Socket Set	Standard	5, 5.5, 6, 7, 8, 9, 10, 11, 12, 13, 14, 15mm	
84917N	8 Pc. 3/8" Drive 6 Point SAE Universal Impact Socket Set	Standard	5/16", 3/8", 7/16", 1/2", 9/16", 5/8", 11/16", 3/4"	
84918N	15 Pc. 3/8" Drive 6 Point Metric Universal Impact Socket Set	Standard	8, 9, 10, 11, 12, 13, 14, 15, 16, 17, 18, 19, 20, 21, 22mm	
84923N	7 Pc. 3/8" Drive 6 Point SAE Deep Universal Impact Socket Set	Deep	3/8", 7/16", 1/2", 9/16", 5/8", 11/16", 3/4"	
84924N	10 Pc. 3/8" Drive 6 Point Metric Deep Universal Impact Socket Set	Deep	10, 11, 12, 13, 14, 15, 16, 17, 18, 19mm	
84938N	13 Pc. 1/2" Drive 6 Point SAE Universal Impact Socket Set	Standard	1/2", 9/16", 5/8", 11/16", 3/4", 13/16", 7/8", 15/16", 1", 1-1/16", 1-1/8", 1-3/16", 1-1/4"	
84939N	15 Pc. 1/2" Drive 6 Point Metric Universal Impact Socket set	Standard	10, 11, 12, 13, 14, 15, 16, 17, 18, 19, 20, 21, 22, 23, 24mm	
84943N	10 Pc. 1/2" Drive 6 Point SAE Deep Universal Impact Socket Set	Deep	3/8", 7/16", 1/2", 9/16", 5/8", 11/16", 3/4", 13/16", 7/8", 15/16"	
84945N	10 Pc. 1/2" Drive 6 Point Metric Deep Universal Impact Socket Set	Deep	10, 11, 12, 13, 14, 15, 16, 17, 18, 19mm	

1/2" DRIVE OPEN STOCK IMPACT SOCKETS

- Made from Chrome Molybdenum Alloy Steel (Cr-Mo) for exceptional strength and durability
- High-Visibility laser etched markings for quick size identification
- Surface Drive™ Technology for reduced fastener rounding
- Corrosion resistant coating reduces rust
- Secondary Hard Size Stamping
- Meets or Exceeds ASME B107.2/B107.33M
- Parallel Neck Down Design on 8, 9, 10, 11, 12, 13, 14mm standard and deep and 3/8", 7/16", 1/2" and 9/16" standard and deep sizes for improved access to restricted fasteners



1/2" DRIVE SIZE STANDARD				
Size	6pt Standard	6pt Deep	6pt Std Universal	6pt Deep Universal
3/8"	84500N	84546N	—	84692N
7/16"	84501N	84547N	—	84693N
1/2"	84502N	84548N	84596N	84694N
9/16"	84503N	84549N	84597N	84695N
5/8"	84504N	84550N	84598N	84696N
11/16"	84505N	84551N	84599N	84697N
3/4"	84506N	84552N	84600N	84698N
13/16"	84507N	84553N	84601N	84699N
7/8"	84508N	84554N	84602N	84700N
15/16"	84509N	84555N	84603N	84701N
1"	84510N	84556N	84604N	—
1-1/16"	84511N	84557N	84605N	—
1-1/8"	84512N	84558N	84606N	—
1-3/16"	84513N	84559N	84607N	—
1-1/4"	84514N	84560N	84608N	—
1-5/16"	84515N	84561N	—	—
1-3/8"	84516N	84562N	—	—
1-7/16"	84517N	84563N	—	—
1-1/2"	84518N	84564N	—	—

1/2" DRIVE SIZE METRIC				
Size	6pt Standard	6pt Deep	6pt Std Universal	6pt Deep Universal
8	84520N	84566N	—	—
9	84521N	84567N	—	—
10	84522N	84568N	84610N	84702N
11	84523N	84569N	84611N	84703N
12	84524N	84570N	84612N	84704N
13	84525N	84571N	84613N	84705N
14	84526N	84572N	84614N	84706N
15	84527N	84573N	84615N	84707N
16	84528N	84574N	84616N	84708N
17	84529N	84575N	84617N	84709N
18	84530N	84576N	84618N	84710N
19	84531N	84577N	84619N	84711N
20	84532N	84578N	84620N	—
21	84533N	84579N	84621N	—
22	84534N	84580N	84622N	—
23	84535N	84581N	84623N	—
24	84536N	84582N	84624N	—
25	84537N	84583N	—	—
26	84538N	84584N	—	—
27	84545N	84585N	—	—
28	84539N	84586N	—	—
29	84540N	84587N	—	—
30	84541N	84588N	—	—
31	84542N	84589N	—	—
32	84543N	84590N	—	—
33	—	84591N	—	—
34	—	84592N	—	—
35	—	84593N	—	—
36	84544N	84594N	—	—

3/4" DRIVE OPEN STOCK IMPACT SOCKETS

- Made from Chrome Molybdenum Alloy Steel (Cr-Mo) for exceptional strength and durability
- Surface Drive™ Technology for reduced fastener rounding
- Manganese Phosphate coating for corrosion resistance
- High-Visibility laser etched markings for quick size identification
- Secondary Hard Size Stamping
- Meets or Exceeds ASME B107.2/B107.33M



3/4" DRIVE SIZE STANDARD		
Size	6pt Standard	6pt Deep
3/4"	84800	84863
13/16"	84801	84864
7/8"	84802	84865
15/16"	84803	84866
1"	84804	84867
1-1/16"	84805	84868
1-1/8"	84806	84869
1-3/16"	84807	84870
1-1/4"	84808	84871
1-5/16"	84809	84872
1-3/8"	84810	84873
1-7/16"	84811	84874
1-1/2"	84812	84875
1-9/16"	84813	84876
1-5/8"	84814	84877
1-11/16"	84815	84878
1-3/4"	84816	84879
1-13/16"	84817	84880
1-7/8"	84818	84881
1-15/16"	84819	84882
2"	84820	84883
2-1/16"	84821	—
2-1/8"	84822	—
2-3/16"	84823	—
2-1/4"	84824	—
2-5/16"	84825	—
2-3/8"	84826	—
2-7/16"	84827	—
2-1/2"	84828	—

3/4" DRIVE SIZE METRIC		
Size	6pt Standard	6pt Deep
19	84830D	—
20	84831	—
21	84832	—
22	84833	—
23	84834	—
24	84835	—
25	84836	—
26	84837	—
27	84838	—
28	84839	—
29	84840	—
30	84841	—
31	84842	—
32	84843	—
33	84844D	—
34	84845	—
35	84846	—
36	84847	—
37	84848	—
38	84849	—
39	84850	—
40	84851	—
41	84852	—
42	84853	—
43	84854	—
44	84855D	—
45	84856	—
46	84857	—
47	84858	—
48	84859	—
49	84860	—
50	84861	—