











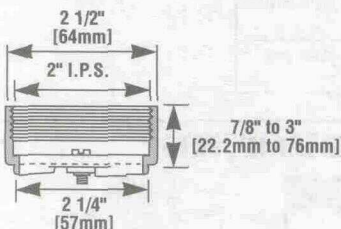


WALKER INSTALLATION COMPONENTS FOR PEDESTAL SERVICE FITTINGS

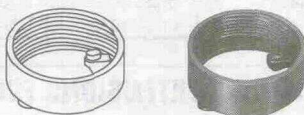
AFTERSSET INSERTS

ORDERING DATA

CAT. NO.		DESCRIPTION
436-2-7/8	 	2" IPS afterset insert - 7/8" [22.2mm] high.
436-2-1 1/2	 	2" IPS afterset insert - 1 1/2" [38mm] high.
436-2-2	 	2" IPS afterset insert - 2" [51mm] high.
436-2-2 3/8	 	2" IPS afterset insert - 2 3/8" [60mm] high.
436-2-3	 	2" IPS afterset insert - 3" [76mm] high.













436-2-2



ADAPTORS FOR 2" IPS PRESET OR AFTERSSET INSERTS

ORDERING DATA

CAT. NO.		DESCRIPTION
1126A-1/4	 	2" IPS to 1/4" [6.4mm].
1126A-3/4	 	2" IPS to 3/4" [19.1mm].
1126A-1	 	2" IPS to 1" [25mm].
1126A-1 1/4	 	2" IPS to 1 1/4" [32mm].
1126A-1 1/2	 	2" IPS to 1 1/2" [38mm].

1126A-1












1126A-1 1/2



LOCKING NIPPLES

ORDERING DATA

CAT. NO.		DESCRIPTION
1124-1	 	1" IPS - 1" [25mm] long.
1124L-1		1" IPS - 1 1/2" [38mm] long.
1124-1 1/4	 	1 1/4" IPS - 1" [25mm] long.
1124L-1 1/4		1 1/4" IPS - 1 1/2" [38mm] long.
1124-2	 	2" IPS - 1" [25mm] long.
1124L-2		2" IPS - 1 1/2" [38mm] long.

1124-1

