

Heyco®
V-O Nylon
and Metal
Liquid Tight
Cordgrips





...featuring
Liquid Tight
Cordgrips in
Aluminum

ALL NEW
PRODUCTS!



HEYCO®

a PennEngineering® Company





CONTENTS

Heyco®-Tite Liquid Tight Cordgrips
 Halogen Free V-O, Straight-Thru3

Heyco®-Tite Aluminum Liquid Tight Cordgrips
 Straight-Thru, NPT Hubs4-6
 Cast Aluminum Straight-Thru, NPT Hubs7
 90° Angle, NPT Hubs8

Heyco® Metal Locknuts9

HEYBrid™ Brass/Nylon Liquid Tight Cordgrips
 PG Hubs10
 Metric Hubs11

Heyco®-Tite Brass Liquid Tight Cordgrips
 NPT Hubs12
 PG Hubs13
 Metric Hubs14

Heyco®-Tite EMC-2 Brass Liquid Tight Cordgrips
 Metric Hubs15

Heyco®-Tite EMC Brass Locknuts15

Heyco®-Tite EMC Brass Liquid Tight Cordgrips
 PG and Metric Hubs16

Heyco®-Tite Metallic Liquid Cordgrips—Steel and Zinc Die-Cast
 NPT Hubs17

HEYCap™ Tapered Caps18
 HEYCap™ Tapered Plugs19
 HEYCo-molded™ Liquid Tight Break-Thru PlugsBack Cover

ALL NEW PRODUCTS!

ALL NEW PRODUCTS!

ALL NEW PRODUCTS!



CARLTON-BATES COMPANY®
 A SUBSIDIARY OF WESCO DISTRIBUTION, INC.

“Stay Connected with Heyco” Power Components



**NO O-RING
REQUIRED!**



Heyco®-Tite Liquid Tight Cordgrips in Halogen Free V-0

Straight-Thru, NPT Hubs with Integral Sealing Ring

The Ultimate in Liquid Tight Strain Relief Protection

CABLE DIA. RANGE				PART NO.	DESCRIPTION	UL or RA	PART DIMENSIONS										
Minimum in.	Maximum in.	Minimum mm.	Maximum mm.				Black	A Clearance Hole Dia. in.	A Clearance Hole Dia. mm.	B Max. O.A. Length in.	B Max. O.A. Length mm.	C Thread Length in.	C Thread Length mm.	D Wrenching Nut Thickness in.	D Wrenching Nut Thickness mm.	E Flat Size in.	E Flat Size mm.
NPT Hubs																	
.065	1,7	.210	5,3	V4514	RLTCG 1/4	RA	.540	13,7	1.29	32,8	.45	11,4	.21	5,3	.63	16,0	
.115	2,9	.250	6,4	V4516	LTCCG 1/4	RA	.540	13,7	1.29	32,8	.45	11,4	.21	5,3	.63	16,0	
.065	1,7	.230	5,8	V3458	RLTCG 3/8	RA	.680	17,3	1.41	35,8	.49	12,4	.21	5,3	.83	21,1	
.105	2,7	.315	8,0	V3228	LTCCG 3/8	RA	.680	17,3	1.41	35,8	.49	12,4	.21	5,3	.83	21,1	
.095	2,4	.290	7,4	V4518	RLTCG 1/2	UL	.875	22,2	1.70	43,2	.61	15,5	.21	5,3	.98	24,9	
.170	4,3	.450	11,4	V3231	LTCCG 1/2	UL	.875	22,2	1.70	43,2	.61	15,5	.21	5,3	.98	24,9	
NEW!	.180	4,6	.400	10,2	V4520	RLTCG LL 1/2	UL	.875	22,2	1.68	42,7	.44	11,2	.25	6,4	1.06	27,0
	.260	6,6	.545	13,8	V3200	LTCCG LL 1/2	UL	.875	22,2	1.68	42,7	.44	11,2	.25	6,4	1.06	27,0
	.250	6,4	.490	12,4	V3460	RLTCG 3/4	UL	1.040	26,4	2.00	50,8	.62	15,7	.25	6,4	1.30	33,0
	.435	11,0	.705	17,9	V3234	LTCCG 3/4	UL	1.040	26,4	2.00	50,8	.62	15,7	.25	6,4	1.30	33,0
NEW!	.490	12,4	.785	19,9	V8439	RLTCG 1	UL	1.326	33,7	2.41	61,2	.76	19,3	.30	7,6	1.73	43,9
	.590	15,0	1.000	25,4	V8437	LTCCG 1	UL	1.326	33,7	2.41	61,2	.76	19,3	.30	7,6	1.73	43,9
NEW!	.787	20,0	1.020	26,0	V4522	RLTCG 1-1/4	UL	1.680	42,7	2.69	68,3	.78	19,8	.30	7,6	2.05	52,1
	.865	22,0	1.260	32,0	V4524	LTCCG 1-1/4	UL	1.680	42,7	2.69	68,3	.78	19,8	.30	7,6	2.05	52,1

PG Hubs—Unassembled Nylon Locknuts INCLUDED

.065	1,7	.210	5,3	V3444	RLTCG 7	RA	.492	12,5	1.16	29,5	.32	8,1	.21	5,3	.63	16,0
.115	2,9	.250	6,4	V3207	LTCCG 7	RA	.492	12,5	1.16	29,5	.32	8,1	.21	5,3	.63	16,0
.065	1,7	.230	5,8	V3446	RLTCG 9	RA	.599	15,2	1.25	31,8	.32	8,1	.21	5,3	.83	21,0
.105	2,7	.315	8,0	V3210	LTCCG 9	RA	.599	15,2	1.25	31,8	.32	8,1	.21	5,3	.83	21,0
.069	1,8	.260	6,6	V3448	RLTCG 11	RA	.733	18,6	1.48	37,6	.38	9,7	.21	5,3	.94	23,9
.230	5,8	.395	10,2	V3213	LTCCG 11	RA	.733	18,6	1.48	37,6	.38	9,7	.21	5,3	.94	23,9
.095	2,4	.290	7,4	V4500	RLTCG 13.5	UL	.804	20,4	1.53	38,9	.41	10,4	.21	5,3	.98	24,9
.170	4,3	.450	11,4	V3216	LTCCG 13.5	UL	.804	20,4	1.53	38,9	.41	10,4	.21	5,3	.98	24,9
.180	4,6	.400	10,2	V4502	RLTCG 16	UL	.886	22,5	1.68	42,7	.44	11,2	.25	6,4	1.06	27,0
.260	6,6	.545	13,8	V3219	LTCCG 16	UL	.886	22,5	1.68	42,7	.44	11,2	.25	6,4	1.06	27,0
.250	6,4	.490	12,4	V3454	RLTCG 21	UL	1.115	28,3	1.89	48,0	.52	13,2	.25	6,4	1.30	33,0
.435	11,1	.705	17,9	V3222	LTCCG 21	UL	1.115	28,3	1.89	48,0	.52	13,2	.25	6,4	1.30	33,0
.490	12,4	.785	19,9	V4504	RLTCG 29	UL	1.470	37,3	2.23	56,6	.58	14,7	.30	7,6	1.73	43,9
.590	15,0	1.000	25,4	V3225	LTCCG 29	UL	1.470	37,3	2.23	56,6	.58	14,7	.30	7,6	1.73	43,9

Metric Hubs—Unassembled Nylon Locknuts INCLUDED

.095	2,4	.290	7,4	V4338	RLTCG M20	UL	.787	20,0	1.49	37,8	.41	10,4	.21	5,3	.98	24,9
.170	4,3	.450	11,4	V4340	LTCCG M20	UL	.787	20,0	1.49	37,8	.41	10,4	.21	5,3	.98	24,9
.250	6,4	.490	12,4	V4342	RLTCG M25	UL	.985	25,0	1.89	48,0	.52	13,2	.25	6,4	1.30	33,0
.435	11,1	.705	17,9	V4344	LTCCG M25	UL	.985	25,0	1.89	48,0	.52	13,2	.25	6,4	1.30	33,0
.490	12,4	.785	19,0	V4346	RLTCG M32	UL	1.260	32,0	2.23	56,6	.58	14,7	.30	7,6	1.73	43,9
.590	15,0	1.000	25,4	V4348	LTCCG M32	UL	1.260	32,0	2.23	56,6	.58	14,7	.30	7,6	1.73	43,9

Standard color black.

- Molded from a nylon material which, in the event of a fire, will not burn and will not produce toxic gases. Also formulated for sunlight resistance.
- Integral Sealing Ring ensures a superior seal at the clearance or threaded mounting hole location, every time.
- Widest range of approved cable diameters.
- IP 68 rated.
- Approved for **NEMA 6 and 6P** applications.
- Ratchet design of sealing nut assembly provides superior anti-vibration protection and ensures a firm grip on the cable.
- Acme threads on body prevent skipping and speed installation.
- All nylon construction with Buna N sealing gland resists salt water, weak acids, gasoline, alcohol, oil, grease, and common solvents. (This feature is not assessed by UL.)
- We recommend using the cordgrip with the smallest maximum diameter that will fit your application.
- PG and Metric Hubs include unassembled Nylon Locknuts. Locknuts not included with NPT Hubs. For Nylon Locknut specifications, or to order nylon locknuts separately, see Section 3 in Heyco's Catalog 113 or go to www.heyco.com.
- For Heyco Liquid Tight Threaded Plugs, see Section 3 in Heyco's Catalog 113 or go to www.heyco.com.
- Consult Heyco for cordgrips molded in other colors.

*Quick
Specs*

Material Certifications	<ul style="list-style-type: none"> UL Nylon 6/6 Non-halogenated w/Buna N Sealing Gland Listed under Underwriters' Laboratories File E51579 RA Recognized under the Component Program of Underwriters' Laboratories File E51579 CS Certified by Canadian Standard Association File 93876C
Flammability Rating	94V-0
Temperature Rating	Static -40°F (-40°C) to 212°F (100°C) Dynamic 4°F (-20°C) to 212°F (100°C)
IP Rating	IP 68 (70 PSI, 5 BAR)



Heyco® -Tite Aluminum Liquid Tight Cordgrips

Straight-Thru, NPT Hubs

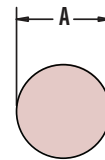
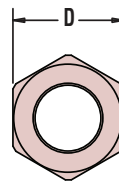
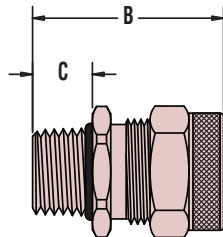


The Ultimate in Liquid Tight Strain Relief Protection

- Aluminum construction provides excellent durability and performance for most industrial applications.
- For use in both indoor and outdoor applications to prevent cable pull-out, control arc of bend, and to provide a tight seal against environmental elements such as dirt, moisture, and coolants.
- IP 67 rated.
- Approved for NEMA 6 applications.
- Protect cable from damage and pull-out and are used in conduit hubs or knock-outs at the point where the electrical cable is to be terminated.
- Unique design with a combination tightening surface that includes both a hex area and a knurled surface.
- Anti-friction washer allows for easier compression.

CABLE DIA. RANGE				PART NO.	THREAD SIZE	UL	PART DIMENSIONS							
Minimum		Maximum					Machined Aluminum	A Clearance Hole Dia.		B Max. O.A. Length		C Thread Length		D Wrenching Flat Size
in.	mm.	in.	mm.		in.	mm.		in.	mm.	in.	mm.	in.	mm.	
.125	3,2	.188	4,8	M5000*	NPT 1/4	UL	.54	13,7	1.38	35,1	.44	11,2	.88	22,4
.188	4,8	.250	6,4	M5001										
.250	6,4	.312	7,9	M5002										
.312	7,9	.375	9,5	M5003										
.125	3,2	.188	4,8	M5005*	NPT 3/8	UL	.68	17,3	1.38	35,1	.44	11,2	.88	22,4
.188	4,8	.250	6,4	M5006										
.250	6,4	.312	7,9	M5007										
.312	7,9	.375	9,5	M5008										
.125	3,2	.188	4,8	M5010*	NPT 1/2	UL	.88	22,4	1.38	35,1	.44	11,2	.88	22,4
.188	4,8	.250	6,4	M5011										
.250	6,4	.312	7,9	M5012										
.312	7,9	.375	9,5	M5013										
.375	9,5	.438	11,1	M5014										
.125	3,2	.188	4,8	M5015*	NPT 1/2	UL	.88	22,4	1.62	41,1	.56	14,2	1.13	28,7
.188	4,8	.250	6,4	M5016										
.250	6,4	.312	7,9	M5017										
.312	7,9	.375	9,5	M5018										
.375	9,5	.438	11,1	M5019										
.438	11,1	.500	12,7	M5020										
.500	12,7	.562	14,3	M5021										
.562	14,3	.625	15,9	M5022										

Assembled O-ring **INCLUDED**. *Not UL Listed or CSA Certified.
Locknut not included - See page 9 for Metal Locknuts.



SUGGESTED CLEARANCE HOLE FOR NON-THREADED MOUNTING

Quick Specs

Material
Certifications

- Aluminum with Neoprene Sealing Gland and Viton® O-Ring
- UL Listed under Underwriters' Laboratories File E51579
- CSA Certified by Canadian Standard Association File 258093
- Approved for NEMA 6 Applications

Flammability Rating
Temperature Rating
IP Rating

94V-2
-40°F (-40°C) to 250°F (121°C)
IP 67



Heyco®-Tite Aluminum Liquid Tight Cordgrips Straight-Thru, NPT Hubs

ALL NEW PRODUCTS!

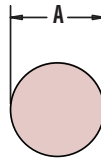
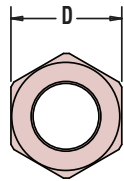
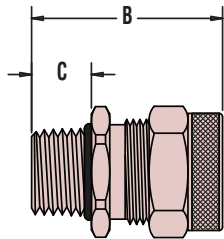


The Ultimate in Liquid Tight Strain Relief Protection

CABLE DIA. RANGE				PART NO.	THREAD SIZE	UL	PART DIMENSIONS							
Minimum		Maximum					Machined Aluminum	A		B		C		D
in.	mm.	in.	mm.		Clearance Hole Dia.			Max. O.A. Length		Thread Length		Wrenching Flat Size		
					in.	mm.	in.	mm.	in.	mm.	in.	mm.		
.125	3,2	.188	4,8	M5029										
.188	4,8	.250	6,4	M5030										
.250	6,4	.312	7,9	M5031										
.312	7,9	.375	9,5	M5032										
.375	9,5	.438	11,1	M5033	NPT 3/4	UL	1.09	27,7	1.62	41,1	.56	14,2	1.13	28,7
.438	11,1	.500	12,7	M5034										
.500	12,7	.562	14,3	M5035										
.562	14,3	.625	15,9	M5036										
.438	11,1	.500	12,7	M5037										
.500	12,7	.562	14,3	M5038										
.562	14,3	.625	15,9	M5039	NPT 3/4	UL	1.09	27,7	1.82	46,2	.56	14,2	1.37	34,8
.562	14,3	.688	17,5	M5040										
.625	15,9	.750	19,1	M5041										
.688	17,5	.812	20,6	M5042										
.438	11,1	.562	14,3	M5050										
.562	14,3	.625	15,9	M5051										
.562	14,3	.688	17,5	M5052										
.625	15,9	.750	19,1	M5053										
.688	17,5	.812	20,6	M5054	NPT 1	UL	1.38	35,1	2.03	51,6	.62	15,7	1.56	39,6
.750	19,1	.875	22,2	M5055										
.812	20,6	.938	23,8	M5056										
.875	22,2	1.000	25,4	M5057*										

Assembled O-ring **INCLUDED**. *Not UL Listed or CSA Certified.
Locknut not included - See page 9 for Metal Locknuts.

- Aluminum construction provides excellent durability and performance for most industrial applications.
- For use in both indoor and outdoor applications to prevent cable pull-out, control arc of bend, and to provide a tight seal against environmental elements such as dirt, moisture, and coolants.
- IP 67 rated.
- Approved for NEMA 6 applications.
- Protect cable from damage and pull-out and are used in conduit hubs or knock-outs at the point where the electrical cable is to be terminated.
- Unique design with a combination tightening surface that includes both a hex area and a knurled surface.
- Anti-friction washer allows for easier compression.



SUGGESTED CLEARANCE HOLE FOR NON-THREADED MOUNTING

Material
Certifications

Aluminum with Neoprene Sealing Gland and Viton® O-Ring
 UL Listed under Underwriters' Laboratories File E51579
 CS Certified by Canadian Standard Association File 258093
 Approved for NEMA 6 Applications

Flammability Rating
Temperature Rating
IP Rating

94V-2
 -40°F (-40°C) to 250°F (121°C)
 IP 67

Quick Specs



Heyco® -Tite Aluminum Liquid Tight Cordgrips Straight-Thru, NPT Hubs

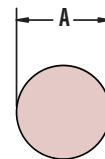
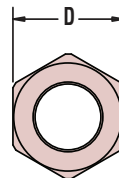
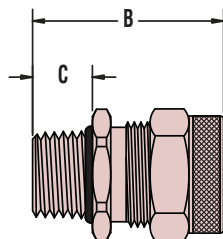
ALL NEW PRODUCTS!

The Ultimate in Liquid Tight Strain Relief Protection

- Aluminum construction provides excellent durability and performance for most industrial applications.
- For use in both indoor and outdoor applications to prevent cable pull-out, control arc of bend, and to provide a tight seal against environmental elements such as dirt, moisture, and coolants.
- IP 67 rated.
- Approved for NEMA 6 applications.
- Protect cable from damage and pull-out and are used in conduit hubs or knock-outs at the point where the electrical cable is to be terminated.
- Unique design with a combination tightening surface that includes both a hex area and a knurled surface.
- Anti-friction washer allows for easier compression.

CABLE DIA. RANGE				PART NO.	THREAD SIZE	UL	PART DIMENSIONS							
Minimum		Maximum					Machined Aluminum	A Clearance Hole Dia.		B Max. O.A. Length		C Thread Length		D Wrenching Flat Size
in.	mm.	in.	mm.			in.		mm.	in.	mm.	in.	mm.	in.	mm.
.875	22,2	1.000	25,4	M5058	NPT 1	UL	1.38	35,1	2.5	63,5	.69	17,5	2.25	57,2
1.000	25,4	1.125	28,6	M5059										
1.125	28,6	1.120	31,8	M5060										
1.250	31,8	1.375	34,9	M5061										
.562	14,3	.688	17,5	M5062										
.688	17,5	.812	20,6	M5063	NPT 1-1/4	UL	1.72	43,7	2.50	63,5	.69	17,5	2.25	57,2
.750	19,1	.875	22,2	M5064										
.875	22,2	1.000	25,4	M5065										
1.000	25,4	1.125	28,6	M5066										
1.125	28,6	1.250	31,8	M5067										
1.250	31,8	1.375	34,9	M5068	NPT 1-1/2	UL	1.97	50,0	2.50	63,5	.69	17,5	2.25	57,2
.562	14,3	.688	17,5	M5069*										
.688	17,5	.812	20,6	M5070										
.750	19,1	.875	22,2	M5071										
.875	22,2	1.000	25,4	M5072										
1.000	25,4	1.125	28,6	M5073	NPT 2	UL	2.46	62,5	3.12	79,2	.80	20,3	2.83	71,9
1.125	28,6	1.250	31,8	M5074										
1.250	31,8	1.375	34,9	M5075										
1.250	31,8	1.375	34,9	M5080										
1.312	33,3	1.437	36,5	M5081										
1.438	36,5	1.562	39,7	M5082										
1.562	39,7	1.688	42,9	M5083										
1.688	42,9	1.812	46,0	M5084										

Assembled O-ring **INCLUDED**. *Not UL Listed or CSA Certified.
Locknut not included - See page 9 for Metal Locknuts.



SUGGESTED CLEARANCE HOLE FOR NON-THREADED MOUNTING

Quick Specs

Material Certifications

- Aluminum with Neoprene Sealing Gland and Viton® O-Ring
- UL Listed under Underwriters' Laboratories File E51579
- CSA Certified by Canadian Standard Association File 258093
- Approved for NEMA 6 Applications

Flammability Rating
Temperature Rating
IP Rating

94V-2
-40°F (-40°C) to 250°F (121°C)
IP 67



Heyco®-Tite Cast Aluminum Liquid Tight Cordgrips

Straight-Thru, NPT Hubs

ALL NEW PRODUCTS!

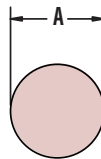
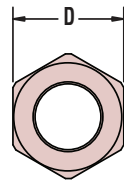
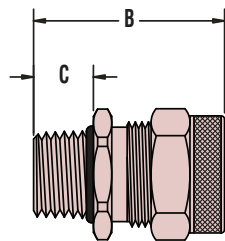


The Ultimate in Liquid Tight Strain Relief Protection

CABLE DIA. RANGE				PART NO. Cast Aluminum	THREAD SIZE	UL	PART DIMENSIONS							
Minimum		Maximum					A		B		C		D	
in.	mm.	in.	mm.				Clearance Hole Dia.	Max. O.A. Length	Thread Length	Wrenching Flat Size	in.	mm.	in.	mm.
1.688	42,9	1.812	46,0	M5091	NPT 2-1/2	UL	2.96	75,2	4.20	106,7	1.28	32,5	4.00	101,6
1.812	46,0	1.938	49,2	M5092										
1.938	49,2	2.062	52,4	M5093										
2.062	52,4	2.188	55,6	M5094										
2.188	55,6	2.312	58,7	M5095										
2.312	58,7	2.438	61,9	M5096										
1.688	42,9	1.812	46,0	M5097	NPT 3	UL	3.58	90,9	4.20	106,7	1.31	33,3	4.00	101,6
1.812	46,0	1.938	49,2	M5098										
1.938	49,2	2.062	52,4	M5099										
2.062	52,4	2.188	55,6	M5100										
2.188	55,6	2.312	58,7	M5101										
2.312	58,7	2.438	61,9	M5102										
2.437	61,9	2.625	66,7	M5103	NPT 3*	UL	3.50	88,9	4.85	123,2	1.39	35,3	4.75	120,7
2.625	66,7	2.812	71,4	M5104										
2.812	71,4	3.000	76,2	M5105										
3.000	76,2	3.250	82,6	M5106										

Assembled O-ring **INCLUDED**. *Not UL Listed or CSA Certified.
Locknut not included - See page 9 for Metal Locknuts.

- Aluminum construction provides excellent durability and performance for most industrial applications.
- For use in both indoor and outdoor applications to prevent cable pull-out, control arc of bend, and to provide a tight seal against environmental elements such as dirt, moisture, and coolants.
- IP 67 rated.
- Approved for NEMA 6 applications.
- Protect cable from damage and pull-out and are used in conduit hubs or knock-outs at the point where the electrical cable is to be terminated.
- Unique design with a combination tightening surface that includes both a hex area and a knurled surface.
- Anti-friction washer allows for easier compression.



SUGGESTED CLEARANCE HOLE FOR NON-THREADED MOUNTING

Material
Certifications

- Aluminum with Neoprene Sealing Gland and Viton® O-Ring
- UL Listed under Underwriters' Laboratories' File E51579
- CSA Certified by Canadian Standard Association File 258093
- Approved for NEMA 6 Applications

Flammability Rating
Temperature Rating
IP Rating

94V-2
-40°F (-40°C) to 250°F (121°C)
IP 67

Quick Specs



Heyco® -Tite Cast Aluminum Liquid Tight Cordgrips

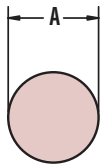
Right Angle, NPT Hubs

ALL NEW PRODUCTS!

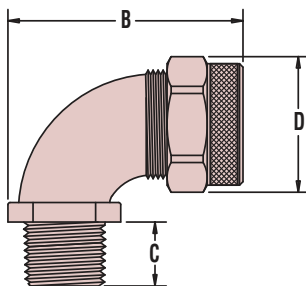
The Ultimate in Liquid Tight Strain Relief Protection
Sweep Design



- Aluminum construction provides excellent durability and performance for most industrial applications.
- For use in both indoor and outdoor applications to prevent cable pull-out, control arc of bend, and to provide a tight seal against environmental elements such as dirt, moisture, and coolants.
- IP 67 rated.
- Approved for NEMA 6 applications.
- Protect cable from damage and pull-out and are used in conduit hubs or knock-outs at the point where the electrical cable is to be terminated.
- Unique design with a combination tightening surface that includes both a hex area and a knurled surface.
- Anti-friction washer allows for easier compression.



SUGGESTED CLEARANCE HOLE FOR NON-THREADED MOUNTING



CABLE DIA. RANGE				PART NO.	THREAD SIZE	UL	PART DIMENSIONS							
Minimum		Maximum					Machined Aluminum	A Clearance Hole Dia.		B Max. O.A. Length		C Thread Length		D Wrenching Flat Size
in.	mm.	in.	mm.			in.		mm.	in.	mm.	in.	mm.	in.	mm.
.125	3,2	.188	4,8	M5230	NPT 3/8	UL	.68	17,3	2.00	50,8	.44	11,2	.88	23,4
.188	4,8	.250	6,4	M5231										
.250	6,4	.312	7,9	M5232										
.312	7,9	.375	9,5	M5233										
.375	9,5	.438	11,1	M5234										
.125	3,2	.188	4,8	M5235	NPT 1/2	UL	.88	22,3	2.39	60,7	.56	14,2	1.13	28,7
.188	4,8	.250	6,4	M5236										
.250	6,4	.312	7,9	M5237										
.312	7,9	.375	9,5	M5238										
.375	9,5	.438	11,1	M5239										
.438	11,1	.500	12,7	M5240										
.500	12,7	.562	14,3	M5241										
.562	14,3	.625	15,9	M5242										
.438	11,1	.500	12,7	M5243	NPT 3/4	UL	1.09	27,7	2.88	73,2	.59	15,0	1.37	31,8
.500	12,7	.562	14,3	M5244										
.500	12,7	.625	15,9	M5245										
.562	14,3	.688	17,5	M5246										
.625	15,9	.750	19,1	M5247										
.688	17,5	.812	20,6	M5248										
.500	12,7	.562	14,3	M5249	NPT 1	UL	1.38	35,0	3.13	79,5	.60	15,2	1.56	39,6
.500	12,7	.625	15,9	M5250										
.562	14,3	.688	17,5	M5251										
.625	15,9	.750	19,1	M5252										
.688	17,5	.812	20,6	M5253										
.750	19,1	.875	22,2	M5254										
.812	20,6	.938	23,8	M5255										
.875	22,2	1.000	25,4	M5256										

O-ring not included - See Heyco Catalog 113 or www.heyco.com for Sealing Washers, Foam Washers and Thermoplastic O-rings.
Locknut not included - See page 9 for Metal Locknuts.

Quick Specs

Material
Certifications

Aluminum with Neoprene Sealing Gland and Viton® O-Ring
UL Listed under Underwriters' Laboratories File E51579
CS Certified by Canadian Standard Association File 258093
Approved for NEMA 6 Applications

Flammability Rating
Temperature Rating
IP Rating

94V-2
-40°F (-40°C) to 250°F (121°C)
IP 67

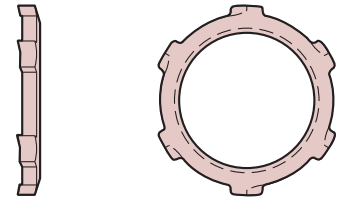


Heyco® Metal Locknuts




NPT Thread—Straight NPS Threads for use with NPT Threaded Fittings

TRADE SIZE	STAMPED STEEL		ZINC DIE-CAST		
	PART NO.	DESCRIPTION	PART NO.	DESCRIPTION	
1/4	2238	LN 1/4	-	-	NEW!
3/8	2242	LN 3/8	-	-	
1/2	2250	LN 1/2	9800	LN 1/2 DC	
3/4	2251	LN 3/4	9801	LN 3/4 DC	
1	2252	LN 1	9802	LN 1 DC	
1-1/4	9806	LN 1-1/4	9803	LN 1-1/4 DC	
1-1/2	9807	LN 1-1/2	9804	LN 1-1/2 DC	
2	9808	LN 2	9805	LN 2 DC	
2-1/2	9809	LN 2-1/2	-	-	NEW!
3	9810	LN 3	-	-	



Stamped Steel Nut



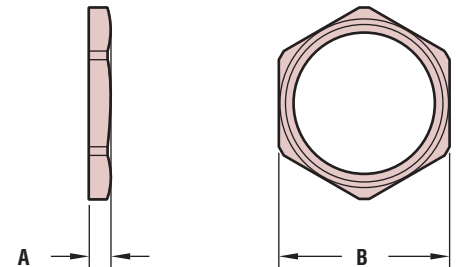
Zinc Die-cast Nut

PG Thread—Nickel Plated Brass

THREAD TYPE AND SIZE	PART NO.	DESCRIPTION	PART DIMENSIONS			
			A Thickness		B Wrenching Flats	
			in.	mm.	in.	mm.
PG 7	2257	Brass LN PG 7	.110	2,8	.591	15,0
PG 9	2258	Brass LN PG 9	.110	2,8	.709	18,0
PG 11	2259	Brass LN PG 11	.118	3,0	.827	21,0
PG 13.5	2260	Brass LN PG 13	.118	3,0	.906	23,0
PG 16	2261	Brass LN PG 16	.118	3,0	1.024	26,0
PG 21	2262	Brass LN PG 21	.138	3,5	1.261	32,0
PG 29	2263	Brass LN PG 29	.158	4,0	1.615	41,0
PG 36	2268	Brass LN PG 36	.197	5,0	2.009	51,0
PG 42	2269	Brass LN PG 42	.197	5,0	2.364	60,0

Metric Thread—Nickel Plated Brass

THREAD TYPE AND SIZE	PART NO.	DESCRIPTION	PART DIMENSIONS			
			A Thickness		B Wrenching Flats	
			in.	mm.	in.	mm.
M6 x 1	2243	Brass LN M6	.110	2,8	.354	9,0
M8 x 1,25	2244	Brass LN M8	.110	2,8	.433	11,0
M10 x 1,5	2245	Brass LN M10	.110	2,8	.512	13,0
M12 x 1,5	2246	Brass LN M12	.118	3,0	.591	15,0
M16 x 1,5	2247	Brass LN M16	.118	3,0	.748	19,0
M20 x 1,5	2248	Brass LN M20	.138	3,5	.945	24,0
M25 x 1,5	2249	Brass LN M25	.138	3,5	1.181	30,0
M32 x 1,5	2253	Brass LN M32	.177	4,5	1.417	36,0
M40 x 1,5	2254	Brass LN M40	.177	4,5	1.811	46,0
M50 x 1,5	2255	Brass LN M50	.217	5,5	2.165	55,0





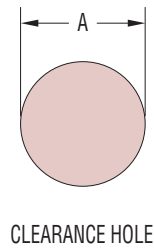
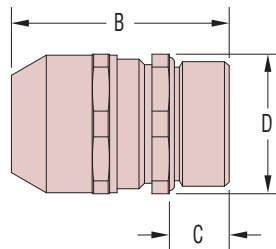
HEYbrid™ Brass/Nylon Liquid Tight Cordgrips PG Hubs

The Ultimate in Liquid Tight Strain Relief Protection

- Provide the durability of a nickel-plated brass enclosure with **drastically lower** installed cost and more secure wire gripping with nylon finger design.
- HEYBrid Cordgrips make it possible to insert different diameters of cable in the same cable gland easily, flexibly and with a good seal.
- Movable articulated fingers provide large clamping and sealing areas for secure and flexible everyday use.
- When tightening the compression nut of the cordgrip, the segmented finger design compresses around the gland and wire to provide a torsion proof seal.
- Nickel-plated brass construction for superior protection of flexible cables.
- Nickel-plated finish over brass provides excellent corrosion resistance and durability.
- IP 68 rated.
- For use in clearance or threaded holes.
- Multiple sizes for flexible cord diameters ranging from .04" (1,0 mm) to 1.38" (35,0 mm).
- We recommend using the smallest cordgrip that accommodates your cable size.
- Sealing gland is molded in Thermoplastic Polymer Elastomer (TPE) material.
- Locknuts not included. For metal locknut specifications or to order locknuts separately, see page 9.

CABLE DIA. RANGE				PART NO.	THREAD SIZE	PART DIMENSIONS							
Minimum		Maximum				A Clearance Hole Dia.		B Max. O.A. Length		C Thread Length		D Wrenching Nut Flat Size	
in.	mm.	in.	mm.			in.	mm.	in.	mm.	in.	mm.	in.	mm.
.04	1,0	.20	5,0	4450	PG 7	.50	12,7	.87	22,0	.20	5,0	.59	15,0
.12	3,0	.28	7,0	4451									
.08	2,0	.24	6,0	4452	PG 9	.61	15,5	1.02	26,0	.24	6,0	.71	18,0
.18	4,5	.39	10,0	4453									
.14	3,5	.31	8,0	4454	PG 11	.75	19,0	1.22	31,0	.24	6,0	.87	22,0
.28	7,0	.51	13,0	4455									
.14	3,5	.31	8,0	4456	PG 13.5	.83	21,1	1.24	31,5	.26	6,5	.87	22,0
.28	7,0	.51	13,0	4457									
.14	3,5	.31	8,0	4458	PG 16	.91	23,1	1.24	31,5	.26	6,5	.94	24,0
.28	7,0	.51	13,0	4459									
.20	5,0	.43	11,0	4460	PG 16	.91	23,1	1.48	37,5	.26	6,5	1.10	28,0
.39	10,0	.67	17,0	4461									
.28	7,0	.59	15,0	4462	PG 21	1.14	29,0	1.57	40,0	.28	7,0	1.42	36,0
.51	13,0	.83	21,0	4463									
.59	15,0	.91	23,0	4464	PG 29	1.48	37,6	1.89	48,0	.31	8,0	1.81	46,0
.75	19,0	1.10	28,0	4465									
.79	20,0	1.14	29,0	4466	PG 36	1.86	47,2	1.93	49,0	.35	9,0	2.17	55,0
.98	25,0	1.38	35,0	4467									

Certifications: Consult Heyco



Quick
Specs

Material	Nickel-plated Brass w/polyamide PA 6 finger insert, TPE Sealing Gland and Buna-N O-ring
Certifications	Consult Heyco
Temperature Rating	-40°F (-40°C) to 212°F (100°C)
IP Rating	IP 68



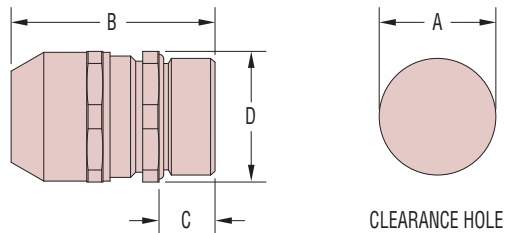

HEYbrid™ Brass/Nylon Liquid Tight Cordgrips Metric Hubs



The Ultimate in Liquid Tight Strain Relief Protection

CABLE DIA. RANGE				PART NO.	THREAD SIZE		PART DIMENSIONS							
Minimum		Maximum					B		C		D		Wrenching Nut Flat Size	
in.	mm.	in.	mm.				Clearance Hole Dia.	mm.	Max. O.A. Length	mm.	Thread Length	mm.	in.	mm.
.04	1,0	.20	5,0	4472	M12 x 1,5		.50	12,5	1.14	29,0	.47	12,0	.59	15,0
.12	3,0	.28	7,0	4473										
.08	2,0	.24	6,0	4474	M16 x 1,5		.64	16,5	1.26	32,0	.47	12,0	.71	18,0
.18	4,5	.39	10,0	4475										
.14	3,5	.31	8,0	4476	M20 x 1,5		.80	20,5	1.46	37,0	.47	12,0	.87	22,0
.28	7,0	.51	13,0	4477										
.20	5,0	.43	11,0	4478	M25 x 1,5		1.00	25,4	1.69	43,0	.47	12,0	1.10	28,0
.39	10,0	.67	17,0	4479										
.28	7,0	.59	15,0	4480	M32 x 1,5		1.27	32,3	1.89	48,0	.59	15,0	1.42	36,0
.51	13,0	.83	21,0	4481										
.59	15,0	.91	23,0	4482	M40 x 1,5		1.59	40,5	2.17	55,0	.59	15,0	1.81	46,0
.75	19,0	1.10	28,0	4483										
.79	20,0	1.14	29,0	4484	M50 x 1,5		1.99	50,5	2.17	55,0	.59	15,0	2.17	55,0
.98	25,0	1.38	35,0	4485										
1.10	28,0	1.54	39,0	4486	M63 x 1,5		2.49	63,2	2.28	58,0	.59	15,0	2.76	70,0
1.38	35,0	1.89	48,0	4487										
1.73	44,0	2.17	55,0	4488	M63 x 1,5		2.49	63,2	2.28	58,0	.59	15,0	3.15	80,0

- Provide the durability of a nickel-plated brass enclosure with **drastically lower** installed cost and more secure wire gripping with nylon finger design.
- HEYBrid Cordgrips make it possible to insert different diameters of cable in the same cable gland easily, flexibly and with a good seal.
- Movable articulated fingers provide large clamping and sealing areas for secure and flexible everyday use.
- When tightening the compression nut of the cordgrip, the segmented finger design compresses around the gland and wire to provide a torsion proof seal.
- Nickel-Plated brass construction for superior protection of flexible cables.
- Nickel-Plated finish over brass provides excellent corrosion resistance and durability.
- IP 68 rated.
- For use in clearance or threaded holes.
- Multiple sizes for flexible cord diameters ranging from .04" (1,0 mm) to 2.17" (55,0 mm).
- We recommend using the smallest cordgrip that accommodates your cable size.
- Sealing gland is molded in Thermoplastic Polymer Elastomer (TPE) material.
- Locknuts not included. For metal locknut specifications or to order locknuts separately, see page 9.



Material	Nickel-plated Brass w/polyamide PA 6 finger insert, TPE Sealing Gland and Buna-N O-ring
Certifications	Recognized under the Component Program of Underwriters' Laboratories File E51579 to both Canadian and U.S. requirements VDE Approved
Temperature Rating	-40°F (-40°C) to 212°F (100°C)
IP Rating	IP 68

Quick Specs

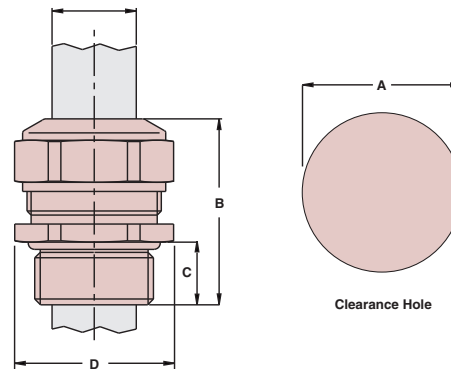


Heyco® -Tite Brass Liquid Tight Cordgrips NPT Hubs

The Ultimate in Liquid Tight Strain Relief Protection

- Nickel plated brass construction for superior protection of flexible cables.
- Nickel-plated finish over brass provides excellent corrosion resistance and durability.
- IP 68 rated.
- For use in clearance or threaded holes.
- Long NPT threads provide additional threads for easy locknut assembly.
- Multiple sizes for flexible cord diameters ranging from .118" (3,0 mm) to 2.047" (52,0 mm).
- We recommend using the smallest cordgrip that accommodates your cable size.
- Sealing gland is molded in Thermoplastic Polymer Elastomer (TPE) Material.
- **Locknuts not included.** For metal locknut specifications or to order locknuts separately, see page 9.

CABLE DIA. RANGE				PART NO.	THREAD SIZE	UL or RA	PART DIMENSIONS							
Minimum		Maximum					A Clearance Hole Dia.		B Max. O.A. Length		C Thread Length		D Wrenching Nut Flat Size	
in.	mm.	in.	mm.				in.	mm.	in.	mm.	in.	mm.	in.	mm.
.118	3,0	.157	4,0	4560	NPT 1/8	cULus	.445	11,3	.905	23,0	.315	8,0	.512	13,0
.157	4,0	.236	6,0	4561										
.138	3,5	.197	5,0	4562	NPT 1/4	cULus	.540	13,7	1.142	29,0	.472	12,0	.591	15,0
.197	5,0	.256	6,5	4563										
.256	6,5	.315	8,0	4564										
.138	3,5	.177	4,5	4565	NPT 3/8	cULus	.670	17,0	1.260	32,0	.472	12,0	.709	18,0
.177	4,5	.236	6,0	4566										
.236	6,0	.315	8,0	4567										
.315	8,0	.413	10,5	4568										
.236	6,0	.315	8,0	4569										
.315	8,0	.433	11,0	4570	NPT 1/2	cULus	.875	22,2	1.417	36,0	.590	15,0	.945	24,0
.433	11,0	.590	15,0	4571										
.374	9,5	.492	12,5	4572	NPT 3/4	cULus	1.068	27,1	1.575	40,0	.590	15,0	1.181	30,0
.492	12,5	.630	16,0	4573										
.630	16,0	.807	20,5	4574										
.551	14,0	.669	17,0	4575	NPT 1	cULus	1.375	34,9	1.890	48,0	.787	20,0	1.417	36,0
.669	17,0	.827	21,0	4576										
.827	21,0	1.004	25,5	4577										
.787	20,0	.945	24,0	4578	NPT 1-1/4	cULus	1.680	42,7	2.008	51,0	.787	20,0	1.811	46,0
.945	24,0	1.122	28,5	4579										
1.122	28,5	1.299	33,0	4580										
1.142	29,0	1.299	33,0	4581	NPT 1-1/2	cULus	1.920	48,8	2.205	56,0	.866	22,0	2.165	55,0
1.299	33,0	1.457	37,0	4582										
1.457	37,0	1.614	41,0	4583										
1.378	35,0	1.575	40,0	4584	NPT 2	cULus	2.395	60,8	2.323	59,0	.866	22,0	2.756	70,0
1.575	40,0	1.811	46,0	4585										
1.811	46,0	2.047	52,0	4586										



Quick
Specs

Material	Nickel-Plated Brass w/TPE Sealing Gland
Certifications	cULus Certified by UL for Compliance with both Canadian and U.S. requirements Under File E51579.
	cRAus Recognized under the Component Program of Underwriters' Laboratories File E51579 to both Canadian and U.S. requirements.
Temperature Rating	-40°F (-40°C) to 212°F (100°C)
IP Rating	IP 68, IP 69K



Heyco® -Tite Brass Liquid Tight Cordgrips

PG Hubs

The Ultimate in Liquid Tight Strain Relief Protection

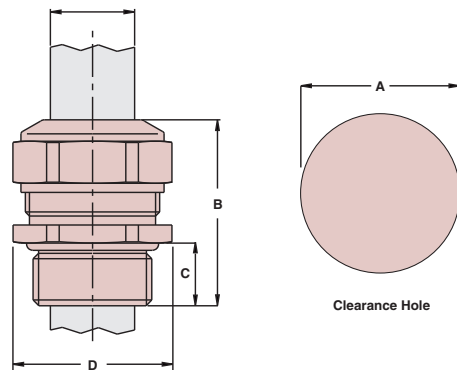


CABLE DIA. RANGE				PART NO.	THREAD SIZE	UL or IEC	PART DIMENSIONS							
Minimum		Maximum					A		B		C		D	
in.	mm.	in.	mm.				Clearance Hole Dia.	Max. O.A. Length	Thread Length	Wrenching Nut Flat Size	in.	mm.	in.	mm.
.138	3,5	.197	5,0	4530	PG 7	cULUS	.500	12,7	1.063	27,0	.394	10,0	.590	15,0
.197	5,0	.256	6,5	4531										
.256	6,5	.315	8,0	4532										
.256	6,5	.295	7,5	4611*	PG 7	cULUS	.500	12,7	.906	23,0	.236	6,0	.709	18,0
.138	3,5	.177	4,5	4533	PG 9	cULUS	.610	15,5	1.181	30,0	.394	10,0		
.177	4,5	.236	6,0	4534										
.236	6,0	.315	8,0	4535										
.315	8,0	.413	10,5	4536										
.157	4,0	.216	5,5	4537	PG 11	cULUS	.748	19,0	1.220	31,0	.394	10,0	.827	21,0
.216	5,5	.335	8,5	4538										
.335	8,5	.472	12,0	4539										
.236	6,0	.315	8,0	4540	PG 13.5	cULUS	.827	21,0	1.220	31,0	.394	10,0	.945	24,0
.315	8,0	.433	11,0	4541										
.433	11,0	.590	15,0	4542										
.236	6,0	.315	8,0	4543	PG 16	cULUS	.906	23,0	1.220	31,0	.394	10,0	.945	24,0
.315	8,0	.433	11,0	4544										
.433	11,0	.590	15,0	4545										
.374	9,5	.492	12,5	4546	PG 21	cULUS	1.142	29,0	1.457	37,0	.472	12,0	1.181	30,0
.492	12,5	.630	16,0	4547										
.630	16,0	.807	20,5	4548										
.630	16,0	.748	19,0	4549	PG 29	cULUS	1.476	37,5	1.575	40,0	.472	12,0	1.496	38,0
.748	19,0	.905	23,0	4550										
.905	23,0	1.083	27,5	4551										
.846	21,5	1.024	26,0	4552	PG 36	cULUS	1.858	47,2	1.850	47,0	.591	15,0	1.969	50,0
1.024	26,0	1.201	30,5	4553										
1.201	30,5	1.378	35,0	4554										
1.142	29,0	1.299	33,0	4555	PG 42	cULUS	2.138	54,3	1.929	49,0	.591	15,0	2.156	55,0
1.299	33,0	1.457	37,0	4556										
1.457	37,0	1.654	42,0	4557										

NEW!

- Nickel plated brass construction for superior protection of flexible cables.
- Nickel-plated finish over brass provides excellent corrosion resistance and durability.
- IP 68 rated.
- For use in clearance or threaded holes.
- Long PG threads provide additional threads for easy locknut assembly.
- Multiple sizes for flexible cord diameters ranging from .138" (3,5 mm) to 1.654" (42,0 mm).
- We recommend using the smallest cordgrip that accommodates your cable size.
- Sealing gland is molded in Thermoplastic Polymer Elastomer (TPE) Material.
- **Locknuts not included.** For metal locknut specifications or to order locknuts separately, see page 9.

*Short .236" (6,0 mm) thread



Material	Nickel-Plated Brass w/TPE Sealing Gland
Certifications	cULUS Certified by UL for Compliance with both Canadian and U.S. requirements under File E51579. cULUS Recognized under the Component Program of Underwriters' Laboratories File E51579 to both Canadian and U.S. requirements.
Temperature Rating	-40°F (-40°C) to 212°F (100°C)
IP Rating	IP 68, IP 69K

Quick
Specs



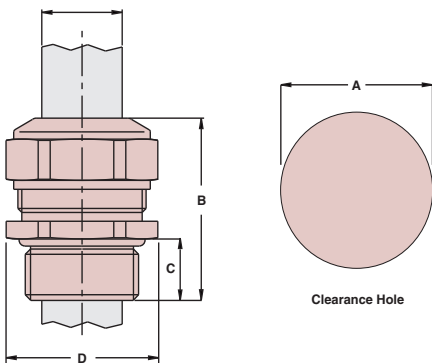
Heyco® -Tite Brass Liquid Tight Cordgrips Metric Hubs

The Ultimate in Liquid Tight Strain Relief Protection

- Nickel plated brass construction for superior protection of flexible cables.
- Nickel-plated finish over brass provides excellent corrosion resistance and durability.
- IP 68 rated.
- For use in clearance or threaded holes.
- Meets the New European standard EN 50262 version A for metric cordgrips.
- Long metric threads provide additional threads for easy locknut assembly.
- Multiple sizes for flexible cord diameters ranging from .079" (2,0 mm) to 1.654" (42,0 mm).
- We recommend using the smallest cordgrip that accommodates your cable size.
- Sealing gland is molded in Thermoplastic Polymer Elastomer (TPE) Material.
- **Locknuts not included.** For metal locknut specifications or to order locknuts separately, see page 9.

CABLE DIA. RANGE				PART NO.	THREAD SIZE	UL or RA	PART DIMENSIONS							
Minimum		Maximum					A Clearance Hole Dia.		B Max. O.A. Length		C Thread Length		D Wrenching Nut Flat Size	
in.	mm.	in.	mm.				in.	mm.	in.	mm.	in.	mm.	in.	mm.
.079	2,0	.098	2,5	4500	M6 x 1	cULUS	.25	6,5	.787	20,0	.315	8,0	.315	8,0
.098	2,5	.118	3,0	4501										
.118	3,0	.138	3,5	4502										
.098	2,5	.138	3,5	4503	M8 x 1,25	cULUS	.33	8,5	.945	24,0	.394	10,0	.433	11,0
.138	3,5	.197	5,0	4504										
.138	3,5	.197	5,0	4604*	M8 x 1,25	cULUS	.33	8,5	.748	19,0	.197	5,0		
.118	3,0	.157	4,0	4505	M10 x 1,5	cULUS	.41	10,5	.984	25,0	.394	10,0	.512	13,0
.157	4,0	.236	6,0	4506										
.138	3,5	.197	5,0	4507	M12 x 1,5	cULUS	.50	12,5	1.063	27,0	.394	10,0	.591	15,0
.197	5,0	.256	6,5	4508										
.256	6,5	.315	8,0	4509										
.138	3,5	.177	4,5	4510	M16 x 1,5	cULUS	.64	16,5	1.181	30,0	.394	10,0	.709	18,0
.177	4,5	.236	6,0	4511										
.236	6,0	.315	8,0	4512										
.315	8,0	.413	10,5	4513										
.236	6,0	.315	8,0	4514	M20 x 1,5	cULUS	.80	20,5	1.220	31,0	.394	10,0	.945	24,0
.315	8,0	.433	11,0	4515										
.433	11,0	.590	15,0	4516										
.374	9,5	.492	12,5	4517	M25 x 1,5	cULUS	1.00	25,4	1.417	36,0	.433	11,0	1.181	30,0
.492	12,5	.630	16,0	4518										
.630	16,0	.807	20,5	4519										
.551	14,0	.669	17,0	4520	M32 x 1,5	cULUS	1.27	32,5	1.614	41,0	.512	13,0	1.417	36,0
.669	17,0	.827	21,0	4521										
.827	21,0	1.004	25,5	4522										
.787	20,0	.945	24,0	4523	M40 x 1,5	cULUS	1.59	40,5	1.732	44,0	.512	13,0	1.811	46,0
.945	24,0	1.122	28,5	4524										
1.122	28,5	1.299	33,0	4525										
1.142	29,0	1.299	33,0	4526	M50 x 1,5	cULUS	1.99	50,5	1.890	48,0	.551	14,0	2.165	55,0
1.299	33,0	1.457	37,0	4527										
1.457	37,0	1.654	42,0	4528										

NEW!



Metric Hub, High Temperature**

.433	11,0	.590	15,0	4699	M20 x 1,5	cULUS	.80	20,5	1.220	31,0	.394	10,0	.945	24,0
.630	16,0	.807	20,5	4612	M25 x 1,5	cULUS	1.00	24,5	1.540	39,0	.433	11,0	1.181	30,0

NEW!

*Short .197" (5,0 mm) thread
**Special sealing gland rated to 200°C (392°F)

Quick Specs

Material	Nickel-Plated Brass W/TPE Sealing Gland
Certifications	cULUS Certified by UL for Compliance with both Canadian and U.S. requirements under File E51579. cRAUS Recognized under the Component Program of Underwriters' Laboratories File E51579 to both Canadian and U.S. requirements.
Temperature Rating	-40°F (-40°C) to 212°F (100°C)
IP Rating	IP 68, IP 69K



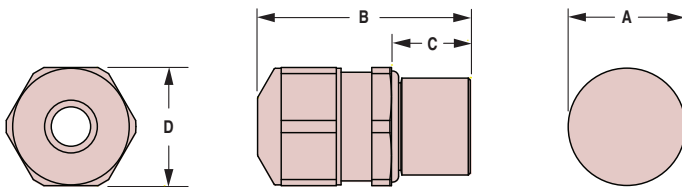
Heyco® -Tite EMC-2 Brass Liquid Tight Cordgrips

EMC Nickel-Plated Brass with Contact Sleeve
Metric Hubs

The Ultimate in Liquid Tight Strain Relief Protection



CABLE DIA. RANGE				PART NO.	THREAD SIZE	UL or IEC	PART DIMENSIONS								
Minimum		Maximum					A Clearance Hole Dia.		B Max. O.A. Length		C Thread Length		D Wrenching Nut Flat Size		
in.	mm.	in.	mm.					in.	mm.	in.	mm.	in.	mm.		
.14	3,5	.20	5,0	4594	M12 x 1,5	cULus		.50	12,5	1.26	32,0	.39	10,0	.59	15,0
.20	5,0	.26	6,5	4595											
.24	6,0	.41	10,5	4596	M16 x 1,5	cULus		.64	16,5	1.38	35,0	.39	10,0	.71	18,0
.31	8,0	.59	15,0	4597	M20 x 1,5	cULus		.80	20,5	1.46	37,0	.39	10,0	.94	24,0
.49	12,5	.81	20,5	4598	M25 x 1,5	cULus		1.00	25,4	1.73	44,0	.43	11,0	1.18	30,0
.67	17,0	1.00	25,4	4599	M32 x 1,5	cULus		1.27	32,3	1.81	46,0	.51	13,0	1.42	36,0



- Innovative contact spring, due to strong clamping, virtually guarantees a secure shielded tap connection.
- Contact spring can be precisely positioned due to its clearly defined limit stop, making installation simple.
- Clamping technique ensures the cable can be rotated, pushed and easily dismantled during mounting.
- Ideal for applications where Electromagnetic Compatibility (EMC) is needed.
- Excellent 360° shield contact with contact sleeve due to braided shield which runs into the gland.
- Combination of the sealing insert and the contact socket guarantees a constant contact quality with minimal transfer impedance.
- For use in clearance or threaded holes.

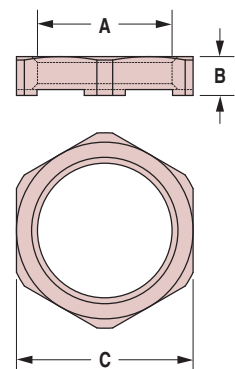
Heyco® -Tite EMC Brass Locknuts

EMC Nickel-Plated Brass

THREAD SIZE A	PART NO.	DESCRIPTION	PART DIMENSIONS			
			B Thickness		C Wrenching Flat Size	
			in.	mm.	in.	mm.
PG Thread						
PG 7	4671	EMC LN PG 7	.13	3,3	.59	15,0
PG 9	4672	EMC LN PG 9	.13	3,3	.71	18,0
PG 11	4673	EMC LN PG 11	.14	3,5	.83	21,0
PG 13.5	4674	EMC LN PG 13.5	.14	3,5	.94	24,0
PG 16	4675	EMC LN PG 16	.14	3,5	1.02	26,0
PG 21	4676	EMC LN PG 21	.16	4,0	1.26	32,0
PG 29	4677	EMC LN PG 29	.18	4,6	1.61	41,0
Metric Thread						
M8 x 1,25	4681	EMC LN M8	.13	3,3	.43	11,0
M10 x 1,5	4682	EMC LN M10	.13	3,3	.51	13,0
M12 x 1,5	4683	EMC LN M12	.14	3,5	.59	15,0
M16 x 1,5	4684	EMC LN M16	.14	3,5	.75	19,0
M20 x 1,5	4685	EMC LN M20	.16	4,0	.94	24,0
M25 x 1,5	4686	EMC LN M25	.16	4,0	1.18	30,0
M32 x 1,5	4687	EMC LN M32	.20	5,0	1.42	36,0



- Ideal for use with painted surfaces to ensure **EMC integrity**.
- Cutting teeth on locknuts provide optimal shield contact with painted surfaces.
- Nickel-plated finish over brass provides excellent corrosion resistance and durability.



Material	Nickel-Plated Brass W/TPE Sealing Gland
Certifications	cULus Recognized under the Component Program of Underwriters' Laboratories File E51579 to both Canadian and U.S. requirements
Temperature Rating	-40°F (-40°C) to 212°F (100°C)
IP Rating	IP 68, IP 69K



Heyco® -Tite EMC Brass Liquid Tight Cordgrips

EMC Nickel-Plated Brass with Contact Sleeve

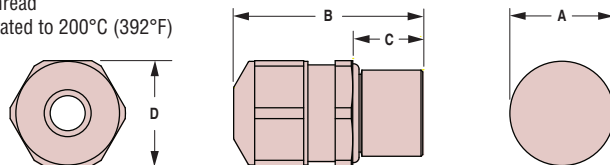
The Ultimate in Liquid Tight Strain Relief Protection

- Ideal for applications where Electromagnetic Compatibility (EMC) is needed.
- IP 68 rated.
- Nickel-plated finish over brass provides excellent corrosion resistance and durability.
- Excellent 360° shield contact with contact sleeve due to braided shield which runs into the gland.
- Combination of the sealing insert and the contact socket guarantees a constant contact quality with minimal transfer impedance.
- Inner cable protection.
- Long thread for use in standard or thick panels.
- Multiple sizes for flexible cord diameters ranging from .10" (2,5 mm) to 1.00" (25,5 mm).
- For use in clearance or threaded holes.
- Cordgrips are made of nickel plated brass and the gland is made of TPE.
- Temperature range of -40°F (-40°C) to 212°F (100°C).
- EMC locknuts available. See page 15.

CABLE DIA. RANGE				PART NO.	THREAD SIZE	UL or IEC	PART DIMENSIONS							
Minimum		Maximum					A Clearance Hole Dia.		B Max. O.A. Length		C Thread Length		D Wrenching Nut Flat Size	
in.	mm.	in.	mm.				in.	mm.	in.	mm.	in.	mm.	in.	mm.
PG Hubs														
.18	4,5	.24	6,0	4600	PG7	cRU _{US}	.50	12,7	1.06	27,0	.39	10,0	.59	15,0
.24	6,0	.30	7,5	4644	PG9	cRU _{US}	.61	15,5	1.18	30,0	.39	10,0	.71	18,0
.32	8,0	.39	10,0	4645										
.22	5,5	.33	8,5	4647	PG11	cRU _{US}	.75	19,0	1.22	31,0	.39	10,0	.83	21,0
.33	8,5	.47	12,0	4648										
.32	8,0	.43	11,0	4650	PG13.5	cRU _{US}	.83	21,1	1.22	31,0	.39	10,0	.94	24,0
.43	11,0	.55	14,0	4651										
.32	8,0	.43	11,0	4653	PG16	cRU _{US}	.91	23,1	1.22	31,0	.39	10,0	.94	24,0
.43	11,0	.55	14,0	4654										
.51	13,0	.63	16,0	4656	PG21	cRU _{US}	1.14	29,0	1.45	37,0	.47	12,0	1.18	30,0
.63	16,0	.75	19,0	4657										
.75	19,0	.91	23,0	4659	PG29	cRU _{US}	1.48	37,6	1.61	41,0	.47	12,0	1.50	38,0
.91	23,0	1.00	25,5	4660										
Metric Hubs														
.10	2,5	.14	3,5	4613	M8 x 1,25	cRU _{US}	.33	8,4	.94	24,0	.39	10,0	.43	11,0
.12	3,0	.16	4,0	4614										
.12	3,0	.16	4,0	4615	M10 x 1,5	cRU _{US}	.41	10,4	.98	25,0	.39	10,0	.51	13,0
.16	4,0	.24	6,0	4616										
.18	4,5	.24	6,0	4618	M12 x 1,5	cRU _{US}	.50	12,5	1.06	27,0	.39	10,0	.59	15,0
.24	6,0	.30	7,5	4619										
.24	6,0	.32	8,0	4608	M16 x 1,5*	cRU _{US}	.64	16,5	.98	25,0	.20	5,0	.71	18,0
.32	8,0	.39	10,0	4607										
.24	6,0	.32	8,0	4622	M16 x 1,5	cRU _{US}	.64	16,5	1.18	30,0	.39	10,0	.71	18,0
.32	8,0	.39	10,0	4623										
.32	8,0	.43	11,0	4625	M20 x 1,5	cRU _{US}	.80	20,5	1.22	31,0	.39	10,0	.94	24,0
.43	11,0	.55	14,0	4626										
.51	13,0	.63	16,0	4628	M25 x 1,5	cRU _{US}	1.00	25,4	1.41	36,0	.43	11,0	1.18	30,0
.63	16,0	.75	18,0	4629										
.71	18,0	.83	21,0	4631	M32 x 1,5	cRU _{US}	1.27	32,3	1.65	42,0	.51	13,0	1.42	36,0
.83	21,0	.98	25,0	4632										
Metric Hub, High Temperature*														
.024	6,0	.032	8,0	4609	M16 x 1,5	cRU _{US}	.64	16,3	.99	25,1	.20	5,1	.71	18,0



*Short .197" (5,0 mm) thread
**Special sealing gland rated to 200°C (392°F)



Quick
Specs

Material Nickel-Plated Brass W/TPE Sealing Gland
Certifications cRU_{US} Recognized under the Component Program of Underwriters' Laboratories File E51579 to both Canadian and U.S. requirements
Temperature Rating -40°F (-40°C) to 212°F (100°C)
IP Rating IP 68, IP 69K



Heyco® -Tite Metallic Liquid Tight Cordgrips

NPT Hubs

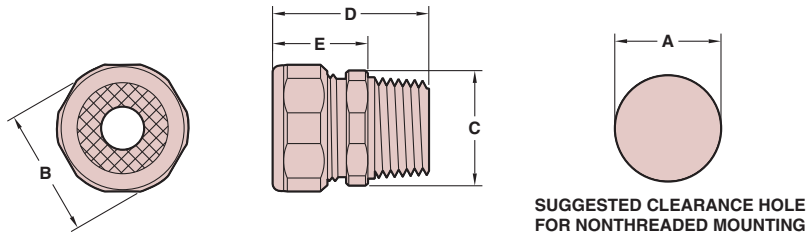
The Ultimate in Liquid Tight Strain Relief Protection



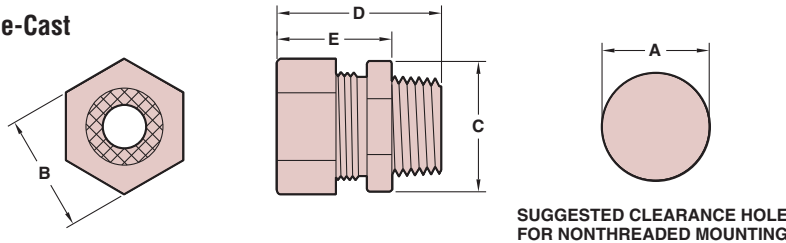
CABLE DIA. RANGE				PART NO.	DESC.	Gland Color	NPT HUB SIZE	PART DIMENSIONS									
Minimum		Maximum						A	B	C	D		E				
in.	mm.	in.	mm.					Clearance Hole Dia.	Sealing Nut HEX	Body Nut O.D.	Overall Length*		Exposed Length*				
								in.	mm.	in.	mm.	in.	mm.	in.	mm.		
Steel																	
.150	3,8	.250	6,3	9760	CG 50A-250	Red											
.250	6,3	.350	8,9	9761	CG 50A-350	White											
.350	8,9	.450	11,4	9762	CG 50A-450	Blue	1/2	.875	22,2	1.031	26,2	.937	23,8	1.312	33,3		
.450	11,4	.550	14,2	9763	CG 50A-560	Green											
.550	14,0	.650	16,5	9764	CG 50A-650	Brown											
.150	3,8	.250	6,3	9766	CG 75A-250	Red											
.250	6,3	.350	8,9	9767	CG 75A-350	White											
.350	8,9	.450	11,4	9769	CG 75A-450	Blue	3/4	1.109	28,2	1.031	26,2	1.172	29,8	1.312	33,3		
.450	11,4	.550	14,2	9770	CG 75A-560	Green											
.550	14,0	.650	16,5	9771	CG 75A-650	Brown											
.650	16,5	.750	19,0	9772	CG 75B-750	Yellow											
.750	19,0	.850	21,6	9773	CG 75B-850	Purple	3/4	1.109	28,2	1.250	31,7	1.187	31,2	1.562	39,7		
Zinc Die-Cast																	
.190	4,8	.250	6,3	9776	CG 11												
.260	6,6	.375	9,5	9777	CG 12	N/A	1/2	.875	22,2	1.00	25,4	.94	23,8	1.20	30,5		
.375	9,5	.450	11,4	9778	CG 13												

*May vary slightly depending on cable diameter.

Steel



Zinc Die-Cast



Steel:

- Zinc plated steel construction for superior protection of flexible cables.
- Compact design allows fittings to be consecutively ganged—no skipping knockouts—and occupy less real estate.
- Galvanized steel pressure ring prevents distortion of the grommet when the sealing nut is tightened.
- Neoprene rubber grommet ensures a permanent rain-tight seal around the cable.
- Body and sealing nut are made of corrosion resistant machined steel. Zinc plated with special brighteners for an attractive finish.
- Color coded label system identifies the cordgrips by wire range/grommet opening.
- For use in clearance or threaded holes.
- Multiple cable sizes with 1/2" to 3/4" NPT hubs, cover a flexible cord diameter range of .150" (3,8 mm) to .850" (21,6 mm).
- Temperature Rating: 221°F (105°C).



Zinc Die-Cast:

- Zamac #3 construction for protection of flexible cables.
- For use in clearance or threaded holes.
- We recommend using the smallest maximum diameter range cordgrip that will fit your application.
- Temperature Rating: 140°F (60°C).



ALL NEW PRODUCTS!

HEYCap™ Tapered Caps*

For NPT Fitting Hubs

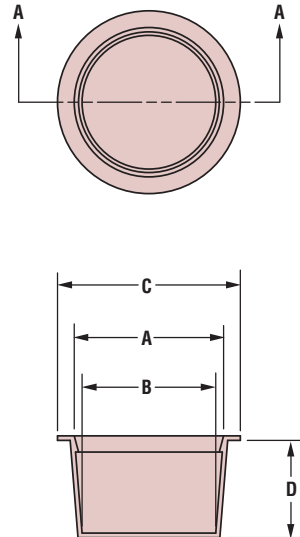

- HEYCaps can be used as **either caps or plugs**.
- Because they are tapered in design and made from highly flexible polyethylene, they not only **fit snugly** but are readily **removable**.
- Especially recommended for use on **threaded external NPT Fitting hubs**.
- Part dimensions are based on average threaded hub fit. Before ordering in quantity, please sample HEYCaps.
- **Recommended Closures:**
Threaded hubs where Cap dimension "B" is at least 1% smaller than the hub to be capped. Minimum .020" (0,5 mm).
- **Typical Applications:**
 - Threaded external NPT fittings
 - Tube and hydraulic fittings
 - Unthreaded standard weight pipe

Fits this NPT HUB or Mounting Hole	PART NO. Red	DESCRIPTION	PART DIMENSIONS							
			Body Diameters**				Head Diameter C		Depth D	
			A - Major		B - Minor		in.	mm.	in.	mm.
1/8	G5014	TCP 49-42†	.42	10,7	.36	9,0	.63	16,0	.38	9,7
1/4	G5020	TCP 61-55	.55	13,8	.47	11,9	.75	19,1	.44	11,2
3/8	G5027	TCP 76-69	.69	17,6	.61	15,6	.88	22,4	.50	12,7
1/2	G5035	TCP 91-85	.85	21,6	.74	18,8	1.06	26,9	.63	16,0
3/4	G5047	TCP 115-108	1.08	27,5	.93	23,7	1.31	33,3	.75	19,1
1	G5057	TCP 136-130	1.30	33,0	1.17	29,8	1.50	38,1	.81	20,6
1-1/4	G5071	TCP 168-162	1.62	41,1	1.50	38,0	1.88	47,8	.75	19,1
1-1/2	G5080	TCP 195-189	1.89	48,0	1.72	43,6	2.13	54,1		
2	G5096	TCP 246-240	2.40	61,0	2.24	56,8	2.63	66,8	1.00	25,4
2-1/2	G5110	TCP 299-295	2.95	74,9	2.69	68,2	3.13	79,5		
3	G5116	TCP 356-349	3.49	88,7	3.20	81,3	3.69	93,7	1.13	28,7

*May also be used as Plugs: to determine Outside Diameters, add approximately .06" (1,5 mm) to Inside Diameter dimensions.

**Body Diameters reference Inside dimensions.

†Part No. **G5014** functions as a cap for NPT 1/8 Hubs and a Plug for NPT 1/4 Hubs. Standard color red.



Quick Specs

Material

Low Density Polyethylene

Standard Color: Red

Applicable Specs: MIL-C-5501/7 (MIL-C-52078), NAS-835



HEYCap™ Tapered Plugs*

ALL NEW PRODUCTS!

For NPT Threaded Mounting Holes and Ports

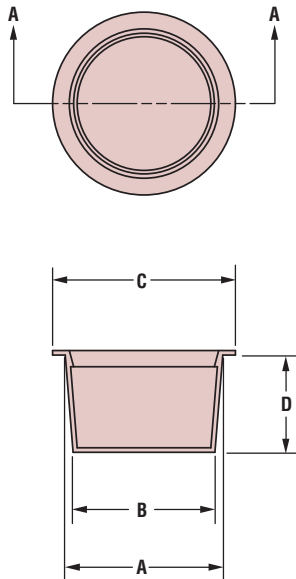
Fits this NPT Hub or Mounting Hole	PART NO. Red	DESCRIPTION	PART DIMENSIONS							
			Body Diameters**				Head Diameter		Depth D	
			A - Major		B - Minor		C		in.	mm.
			in.	mm.	in.	mm.	in.	mm.	in.	mm.
1/8	G5011	TCP 40-33	.40	10,1	.33	8,4	.53	13,5	.38	9,7
1/4	G5014	TCP 49-42†	.49	12,4	.42	10,7	.63	16,0	.38	9,7
3/8	G5022	TCP 63-57	.63	16,0	.55	14,0	.75	19,1	.47	11,9
1/2	G5029	TCP 79-73	.79	20,1	.69	17,5	.94	23,9	.56	14,2
3/4	G5040	TCP 104-98	1.04	26,4	.92	23,4	1.16	29,5	.69	17,5
1	G5048	TCP 122-115	1.22	31,0	1.09	27,7	1.41	35,8	.75	19,1
1-1/4	G5068	TCP 160-154	1.60	40,6	1.51	38,4	1.75	44,5	.50	12,7
1-1/2	G5075	TCP 181-175	1.81	46,0	1.78	45,2	2.00	50,8	.38	9,7
2	G5090	TCP 226-220	2.26	57,4	2.23	56,6	2.50	63,5	.50	12,7
2-1/2	G5106	TCP 279-273	2.79	70,9	2.64	67,1	2.94	74,7		
3	G5115	TCP 3 NPT-P	3.46	87,9	3.33	84,6	3.63	92,2	.75	19,1

*May also be used as Caps: to determine Inside Diameters, subtract approximately .06" (1,5 mm) from Outside Diameter dimensions.

**Body Diameters reference Outside dimensions.

†Part No. G5014 functions as a cap for NPT 1/8 Hubs and a Plug for NPT 1/4 Hubs. Standard color red.

- HEYCaps can be used as **either caps or plugs**.
- Because they are tapered in design and made from highly flexible polyethylene, they not only **fit snugly** but are readily **removable**.
- Especially recommended for use on **threaded internal NPT fittings and mounting holes**.
- Part dimensions are based on average tapped hole fit. Before ordering in quantity, please sample HEYCap Tapered Plugs.
- **Recommended Closures:**
Threaded mounting holes where Plug dimension "A" is at least 1% larger than the hole to be plugged. Minimum .020" (0,5 mm).
- **Typical Applications:**
-Threaded internal NPT fittings and mounting holes.



Material

Low Density Polyethylene

Standard Color: Red

Applicable Specs: MIL-C-5501/7 (MIL-C-52078), NAS-835

Quick Specs



HEYCo-molded™ Liquid Tight Break-Thru Plugs

Mounting Hole Diameter Range: .500" (12,7 mm) to 1.093" (27,8 mm)

- These **co-molded** nylon and elastomer parts function as **Liquid Tight Plugs** with an IP 67/68 rating, yet can be pierced by **round wire, cable or tubing** to function as **Liquid Tight Bushings** with the same resulting IP 67/68 rating.
- **Certified by UL under UL 635**
- For use in panels as thin as .020" (0,5 mm) and as thick as .250" (6,4 mm).
- Provide liquid tight closure when used as a plug. When pierced, function as a liquid tight bushing that convert raw edged holes to smooth, neat, insulated holes.
- Used as a liquid tight bushing, HEYCo-molded Liquid Tight Break-Thru Plugs insulate and mechanically protect electrical and telecommunications cable, tubing, hose, rope, and utility lines.
- Locking fingers snap into holes with fingertip pressure.
- Locking fingers in fractional increments up to the maximum panel thickness.
- Withstand a push back force of greater than 35 pounds.
- Available in multiple sizes for use in .500" (12,7 mm) to 1.500" (38,1 mm) diameter holes.

PANEL DIMENSIONS		Mounting Hole Diameter*		CABLE DIAMETER RANGE		PART NO.	DESCRIPTION	PART DIMENSIONS A		PART DIMENSIONS B	
Thickness at Locking	Finger Steps	in.	mm.	in.	mm.			Black	Head Diameter	Overall Height	in.

For Panels up to .063" (1,6 mm) Thick

.020	0,5	.500	12,7	.080 - .200	2,0 - 5,1	C2008	LTBP 500-063	.92	23,4	.32	8,1
.032	0,8	.625	15,9	.130 - .375	3,3 - 9,5	C2012	LTBP 625-063	1.03	26,2		
.040	1,0	.750	19,1	.175 - .400	4,4 - 10,2	C2016	LTBP 750-063	1.15	29,2		
.048	1,2	.875	22,2	.130 - .450	3,3 - 11,4	C2020	LTBP 875-063	1.28	32,5		
.063	1,6	1.000	25,4	.200 - .715	5,1 - 18,2	C2022	LTBP 1000-063	1.43	36,3		
		1.093	27,8	.250 - .765	6,4 - 19,4	C2024	LTBP 1093-063	1.53	38,9		

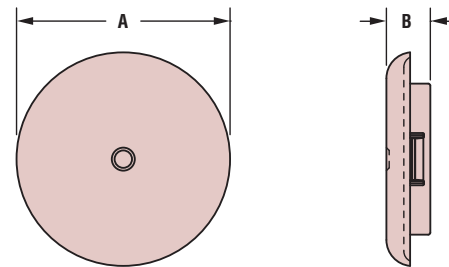

For Panels from .063" (1,6 mm) to .250" (6,4 mm) Thick

.063	1,6	.500	12,7	.080 - .200	2,0 - 5,1	C2058	LTBP 500-250	.92	23,4	.63	15,9
.080	2,0	.625	15,9	.130 - .375	3,3 - 9,5	C2062	LTBP 625-250	1.03	26,2		
.094	2,4	.750	19,1	.175 - .400	4,4 - 10,2	C2066	LTBP 750-250	1.15	29,2		
.125	3,2	.875	22,2	.130 - .450	3,3 - 11,4	C2070	LTBP 875-250	1.28	32,5		
.157	4,0	1.000	25,4	.200 - .715	5,1 - 18,2	C2072	LTBP 1000-250	1.43	36,3		
.200	5,1	1.093	27,8	.250 - .765	6,4 - 19,4	C2074	LTBP 1093-250	1.53	38,9		
.250	6,4	1.375	34,9	.300 - .950	7,6 - 24,1	C2080	LTBP 1375-250	1.80	45,7	.67	17,0
		1.500	38,1	.375 - 1.060	9,5 - 26,9	C2082	LTBP 1500-250	1.93	49,0		

ALL NEW PRODUCTS!

Standard color black. Consult Heyco for other colors.

*Consult Heyco for other Mounting Hole Diameters. Our Axcell Rapid Response Team is ready to meet your requirements.



Quick Specs

Materials	Nylon 6/6 and TPE
Certifications	Recognized under the Component Program of Underwriters' Laboratories File E15331
Flammability Rating	HB
Temperature Rating	-40°F (-40°C) to 212°F (100°C)
IP Rating	67/68